


2023 DEALER EQUIPMENT PRICE GUIDE



Prices Effective January 1, 2023

At Mi-T-M we are welcoming 2023 with open arms. To say 2022 was a challenge is an understatement. Supply chain issues plagued many manufacturers and we were among them. But, as we always do here at Mi-T-M, we rose to the occasion. We've told you about the "Mi-T-M difference" many times. It is in these challenging times that we've put the Mi-T-M difference to the test. Our employee owners know how important it is to get the equipment you need out the door and ultimately in the hands of your customers. They understand the importance of quickly changing the course of their workday to build equipment with the fabricated parts and components that were just delivered to the production lines.

Customer satisfaction is the top priority at Mi-T-M. As an employee owned company, every department works together to ensure your satisfaction is met every day. Sharing ownership gives us the power to do what's right for you, our customers. We are proud to do our part in continuing to make Mi-T-M Corporation the leading manufacturer of industrial equipment it has been for 52 years and will continue to be, long into the future.



Index

Dealer Hot Water Pressure Washers	p5-29	Air Compressors	p55-66
Portable Electric – Direct Drive – DHS Series	p6	Work Pro Series Electric Air Compressor – 3-Gallon	p55
Portable Electric – Belt Drive – DHS Series	p7	5-Gallon Single Stage Gasoline	p55
Portable Electric – Belt Drive – HHB Series	p8	8-Gallon Single Stage Gasoline	p56
Portable Electric – Belt Drive – HHS Series	p9	20-Gallon Single Stage Gasoline	p57
Stationary Oil-Fired – Belt Drive – HEO Series	p10-11	8-Gallon Two Stage Gasoline	p58
Stationary Natural Gas/LP – Belt Drive – HEG Series	p12-13	20-Gallon Two Stage Gasoline	p59
Stationary Natural Gas/LP – Belt Drive – HEG High Volume Wash Series	p14-15	30-Gallon and Base-Mount Two Stage Gasoline	p60
Portable Gasoline – Direct Drive – DHS Series	p16	30, 80-Gallon and Base-Mount Two Stage Gasoline	p61
Portable Gasoline – Direct/Belt Drive – DHG Series	p17	30-Gallon Two Stage Diesel	p62
Skid Gasoline/Diesel – Belt Drive – HDB Series	p18	5-Gallon Single Stage Electric	p62
Skid Gasoline/Diesel – Belt Drive – HDC Series	p19	8-Gallon Single Stage Electric	p63
Skid Gasoline/Diesel – Belt Drive – HVS Series	p20-21	20-Gallon Single Stage Electric	p63
Skid Gasoline/Diesel – Belt Drive – HDS Series	p22-23	80 and 120-Gallon Two Stage Electric Simplex	p64
Portable LP – Belt Drive – DHL Series	p24	120-Gallon Two Stage Electric Duplex	p65
Stationary All-Electric – Belt Drive – DHA Series	p24	80 and 120-Gallon Two Stage Electric Simplex and Duplex – M Series	p66
Heater Module – Diesel/Oil-Heated – HHM Series	p25	Air Compressor/Generator Combinations	p67-69
Heater Module – Diesel/Oil-Heated – HOM Series	p25	8-Gallon and Base-Mount – Single/Two Stage – Gasoline	p67
Heater Modules – Natural Gas/LP – HGM Series	p26	30-Gallon – Two Stage – Gasoline	p68
Hot Water Mini Trailer-Mount Pressure Washers	p27	30-Gallon – Two Stage – Diesel	p69
Single & Dual-Axle Trailers	p28-29	Air Compressor/Generator/Welder Combinations	p70
Water Treatment Systems -		20-Gallon – Two Stage – Gasoline	p70
PWR Series	p30	30-Gallon – Two Stage – Gasoline	p70
Water Transport Trailers	p31	Base-Mount – Two Stage – Gasoline	p70
Residential/Commercial Cold Water Pressure Washers	p32-35	Air Compressor Accessories	p71-75
ChoreMaster Electric Series Pressure Washers	p32	Portable Generators	p76-82
ChoreMaster Gasoline Vertical Series Pressure Washers	p33	Inverters	p76
ChoreMaster Gasoline Horizontal Series Pressure Washers	p33	ChoreMaster Series Gasoline	p77
ChoreMaster Gasoline Series Pressure Washers	p34	3000 and 5000-Watt Gasoline	p78
Work Pro Gasoline Series Pressure Washers	p35	6000, 7500 and 8000-Watt Gasoline	p79
Dealer Cold Water Pressure Washers	p36-45	14000-Watt Gasoline	p80
Aluminum Series – Electric –		6000-Watt Diesel	p81
Hand Carry/Portable/Stationary – Direct Drive	p36	Portable Generator Accessories	p82
Aluminum Series – Gasoline – Portable – Direct Drive	p37	Wet/Dry Vacuums	p83-86
Aluminum Series – Gasoline – Portable – Belt Drive	p38	9-Gallon Vacuum, Accessories and Replacement Parts	p83
Pressure Washer Mister Combinations –		13 and 18-Gallon Vacuums, Accessories and Replacement Parts	p84-86
Electric – Hand Carry/Portable – Direct Drive	p39	Jobsite Boxes and Accessories	p87
Premium Series – Electric – Portable – Belt Drive	p40	Portable Heaters	p88-91
CAW Aluminum Series – Electric – Wall-Mount – Direct Drive	p41	Kerosene Forced Air	p88
Premium Series – Electric – Stationary – Belt Drive	p42	Propane Forced Air	p89
Premium Series – Gasoline – Portable – Belt Drive	p43	Propane Tank-Top Radiant	p90
Premium Series – Gasoline – Portable with Roll Cage – Belt Drive	p44	Propane Cabinet Utility	p90
Premium Series – Diesel – Portable – Belt Drive	p45	Propane Radiant Outdoor Patio	p91
Pressure Washers Accessories	p46-54	Gas-Fired Convection	p91
Detergents	p48	Water Pumps	p92-94
		Semi-Trash Pumps	p92
		Trash Pumps	p93
		Chemical/Liquid Fertilizer Pumps	p94
		Ordering Information	p95

Residential/Commercial Industrial Products

At Mi-T-M our number one goal is to make sure customers are satisfied with their purchase of Mi-T-M equipment. By far, the most important factor for customer satisfaction is making sure the right equipment is purchased for jobs they are planning to use it for.

Too often we've heard that a residential or commercial piece of equipment was sold to a customer only to find out that it is being used on industrial jobs. Those are jobs that need more power and require equipment with a higher hour rating.

As experts in the equipment industry, we know how important customer satisfaction is. Professionals and non-professionals choose Mi-T-M, not only for our high quality equipment, but because we set the standards for customer satisfaction.

Residential

Residential equipment is built to help customers tackle jobs around their homes. Typically, this type of equipment is more compact and easier to use. It is considered light duty and is only used 2-5 hours per week.



Commercial

Commercial grade equipment is used on medium-sized properties like hobby farms and small commercial businesses. This equipment is generally used 5-10 hours per week on jobs that require more power than residential equipment.



Industrial

Industrial equipment is found on jobsites that require heavy-duty power. This type of equipment is often used up to 30 to 40 hours per week, so it requires a much higher hours rating. Mi-T-M is well-known for building equipment that is reliable in industrial settings.



Dealer Cold and Hot Water Pressure Washers

Dealer Exclusive Product



These models are available to Mi-T-M Dealers only:

- | | | |
|------------------------|------------|---|
| HHB Series | HHS Series | Aluminum Series – Electric – Direct Drive |
| HEO Series | HEG Series | Aluminum Series – Gasoline – Direct Drive |
| HEG High Volume Series | DHG Series | Aluminum Series – Gasoline – Belt Drive |
| HDD Series | HDB Series | |
| HDC Series | HVS Series | |
| HDS Series | HHM Series | |
| HGM Series | HOM Series | |

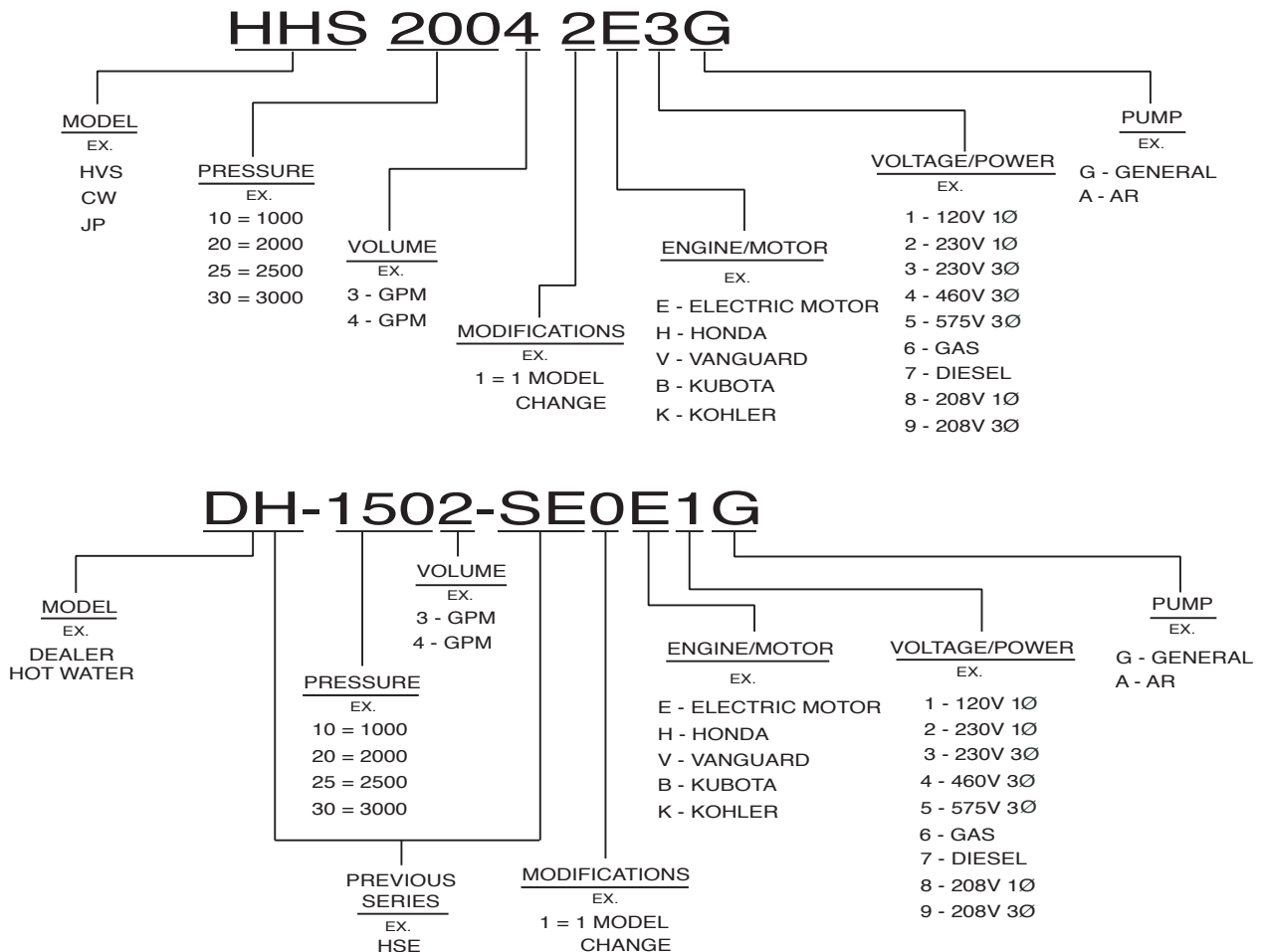
3 Day Ship Units



These select hot water pressure washers may be available to ship within 3 days of ordering. **Lead times may vary throughout the year. Please consult factory before ordering.**

Terms: 2% 10 Net 30

Mi-T-M Dealer Model Numbers



Portable Electric

Direct Drive – DHS Series

- Direct drive triplex piston pump with ceramic plungers
- Equipped with Mi-T-M Pressure Relief Start (Mi-T-M pump models)
- Factory preset unloader
- Totally enclosed fan-cooled electric motor
- 35-foot power cord
- Energy-efficient top-fired heat exchanger
- Reinforced powder coated steel frame with center balanced lift
- 13-inch flat-free tires
- Quick connect nozzles – 0°, 15°, 25° and 40°
- 50-foot x 3/8-inch steel wire-braided high pressure hose with quick connects
- Adjustable pressure insulated dual lance with trigger gun
- 1 year limited electric motor warranty
- CSA Certified – US and Canada



DH-1502-SE0E1M

MODEL NUMBER	PSI	GPM	HORSEPOWER/MOTOR	PUMP	SHIP WT.	NET WT.	LIST PRICE
DH-1002-SE0E1G	1000	2.0	1.5 HP, 120V, 10, 15.0A	General	418 lb.	295 lb.	\$5,682.00
DH-1002-SE0E1M*	1000	2.0	1.5 HP, 120V, 10, 15.0A	Mi-T-M	410 lb.	237 lb.	\$5,133.00
DH-1502-SE0E1G	1500	2.0	2.0 HP, 120V, 10, 19.0A	General	422 lb.	299 lb.	\$5,840.00
<i>3 Day Ship Unit</i>							
DH-1502-SE0E1M*	1500	2.0	2.0 HP, 120V, 10, 19.0A	Mi-T-M	414 lb.	291 lb.	\$5,291.00
<i>3 Day Ship Unit</i>							
DH-2003-SE0E2G	2000	2.8	4.0 HP, 230V, 10, 18.0A	General	439 lb.	316 lb.	\$6,297.00
<i>3 Day Ship Unit</i>							
DH-2003-SE0E2M*	2000	2.8	4.0 HP, 230V, 10, 18.0A	Mi-T-M	431 lb.	308 lb.	\$5,656.00
<i>3 Day Ship Unit</i>							

*Model does not include float tank and high pressure detergent injector.

ACCESSORIES:

PART NUMBER	DESCRIPTION	FITS MODELS	LIST PRICE
50-0161	High pressure detergent injector – High pressure water mixes with detergent to clean even the heaviest build-up	All models	\$131.60
850-0433	50-foot x 3/8-inch hose – For when you need extra hose for added mobility	All models	\$345.60

OPTIONS:

PART NUMBER	DESCRIPTION	FITS MODELS	LIST PRICE
HX-0232	300°F steam – Reduces pressure to 350-PSI by adjusting unloader valve counter-clockwise, spray temperatures will rise 240°F above ambient with a maximum of 300°F	DH-1002-SE0E1G	\$737.00
HX-0235	Hour meter – Displays the number of hour unit has been in operation	All models	\$128.00
HX-0237	Auto start/stop – When trigger gun is released, the timer will turn unit off; when trigger gun is pulled, unit will restart	DH-1002-SE0E1M	\$968.00
HX-0238	Time delay shutdown – Timer will shut unit off automatically when trigger gun is released and timer reaches setting	DH-1002-SE0E1M	\$916.00
HX-0239	300°F steam – See HX-0232 for description	DH-1002-SE0E1M	\$904.00
HX-0240	300°F steam – See HX-0232 for description	DH-2003-SE0E2G	\$764.00
HX-0241	300°F steam – See HX-0232 for description	DH-2003-SE0E2M	\$894.00
HX-0243	Auto start/stop – When trigger gun is released, the timer will turn unit off; when trigger gun is pulled, unit will restart	DH-2003 models	\$1,102.00
HX-0244	Time delay shutdown – Timer will shut unit off automatically when trigger gun is released and timer reaches setting	DH-2003 models	\$1,049.00
HX-0245	300°F steam – See HX-0232 for description	DH-1502-SE0E1M	\$859.00
HX-0246	300°F steam – See HX-0232 for description	DH-1502-SE0E1G	\$736.00
HX-0275	Auto start/stop – When trigger gun is released, the timer will turn unit off; when trigger gun is pulled, unit will restart	DH-1502-SE0E1M	\$867.00
HX-0276	Time delay shutdown – Timer will shut unit off automatically when trigger gun is released and timer reaches setting	DH-1502-SE0E1M	\$737.00
HX-0308	Adjustable thermostat – Operator is able to adjust outlet water temperature between 86°-248°F	All models	\$250.00

Portable Electric

Belt Drive – DHS Series

- Belt drive triplex piston pump with ceramic plungers
- External bypass system protects from heat build-up
- Factory preset unloader
- Totally enclosed fan-cooled electric motor
- 35-foot power cord
- Energy-efficient top-fired heat exchanger
- Reinforced powder coated steel frame with center balanced lift
- 13-inch flat-free tires
- Quick connect nozzles – 0°, 15°, 25° and 40°
- 50-foot x 3/8-inch steel wire-braided high pressure hose with quick connects
- Adjustable pressure insulated dual lance with trigger gun
- 1 year limited electric motor warranty
- CSA Certified – US and Canada



DH-2504-SE0E3G

MODEL NUMBER	PSI	GPM	HORSEPOWER/MOTOR	PUMP	SHIP WT.	NET WT.	LIST PRICE
DH-2504-SE0E2G	2500	3.2	6.0 HP, 230V, 1Ø, 25.0A	General	699 lb.	569 lb.	\$9,135.00
DH-2504-SE0E3G	2500	3.2	6.0 HP, 230-460V, 3Ø, 17.3A	General	688 lb.	558 lb.	\$8,950.00
DH-3004-SE0E2G	3000	3.5	8.0 HP, 230V, 1Ø, 36.0A	General	737 lb.	607 lb.	\$9,811.00
DH-3004-SE0E3G	3000	3.5	8.0 HP, 230-460V, 3Ø, 24.0A	General	732 lb.	602 lb.	\$9,112.00
DH-3504-SE0E2G	3500	3.3	10.0 HP, 230V, 1Ø, 39.0A	General	761 lb.	631 lb.	\$9,803.00
DH-3504-SE0E3G	3500	3.3	10.0 HP, 230-460V, 3Ø, 28.0A	General	742 lb.	612 lb.	\$9,537.00

ACCESSORY:

PART NUMBER	DESCRIPTION	FITS MODELS	LIST PRICE
850-0433	50-foot x 3/8-inch hose – For when you need extra hose for added mobility	All models	\$345.60

OPTIONS:

PART NUMBER	DESCRIPTION	FITS MODELS	LIST PRICE
HX-0070	Auto start/stop – When trigger gun is released, the timer will turn unit off; when trigger gun is pulled, unit will restart	All models	\$359.00
HX-0071	Auto start/stop - steam – When trigger gun is released, the timer will turn unit off; when trigger gun is pulled, unit will restart; reduces pressure to 350-PSI by adjusting unloader valve counter-clockwise, spray temperatures will rise 240°F above ambient with a maximum of 300°F	DH-2504 models	\$1,604.00
HX-0072	Auto start/stop - steam – See HX-0071 for description	DH-3004 models	\$1,604.00
HX-0073	Auto start/stop - steam – See HX-0071 for description	DH-3504 models	\$1,604.00
HX-0074	Auto start/stop - CAD cell – When trigger gun is released, the timer will turn unit off; when trigger gun is pulled, unit will restart; monitors burner for proper ignition	All models	\$929.00
HX-0075	Auto start/stop - steam - CAD cell – When trigger gun is released, the timer will turn unit off; when trigger gun is pulled, unit will restart; reduces pressure to 350-PSI by adjusting unloader valve counter-clockwise, spray temperatures will rise 240°F above ambient with a maximum of 300°F; monitors burner for proper ignition; includes adjustable thermostat	DH-2504 models	\$2,100.00
HX-0076	Auto start/stop - steam - CAD cell – See HX-0075 for description	DH-3004 models	\$2,100.00
HX-0077	Auto start/stop - steam - CAD cell – See HX-0075 for description	DH-3504 models	\$2,119.00
HX-0085	460V on 6.0-HP, 3Ø model – Upgrades 230V, 3Ø model to operate at 460V, 3Ø	DH-2504-SE0E3G	\$432.00
HX-0086	460V on 8.0-HP, 3Ø model – Upgrades 230V, 3Ø model to operate at 460V, 3Ø	DH-3004-SE0E3G	\$353.00
HX-0087	460V on 10.0-HP, 3Ø model – Upgrades 230V, 3Ø model to operate at 460V, 3Ø	DH-3504-SE0E3G	\$321.00
HX-0088	Skid feet – Stationary applications	All models	\$63.00
HX-0161	Hour meter – Displays the number of hour unit has been in operation	All models	\$120.00
HX-0294	Adjustable thermostat – Operator is able to adjust outlet water temperature between 86°-248°F	All models	\$200.00

Exclusive
Dealer
Product

Portable Electric
Belt Drive – HHB Series

- Belt drive triplex piston pump with ceramic plungers
- Factory preset unloader
- Open drip-proof electric motor
- 35-foot power cord
- Powder coated steel frame assembly
- 13-inch flat-free tires
- Stainless-steel coil wrap with horizontal schedule 80 pipe coil
- No. 1 or No. 2 fuel oil, diesel or kerosene fired burner (Not approved for bio-fuel)
- Racor fuel filter/water separator
- Polyethylene float tank with inlet filter screen
- Adjustable high pressure detergent injector
- Adjustable thermostat
- 10-gallon polyethylene fuel tank
- Quick connect nozzles – 0°, 15°, 25°, 40° and low pressure nozzle (Except on HHB-303-0E1A)
- 50-foot x 3/8-inch high pressure hose with quick connects (50-foot steam hose on HHB-303-0E1A)
- Adjustable pressure insulated dual lance with trigger gun (Except on HHB-303-0E1A)
- Single lance with dual insulated grips and steam nozzle (HHB-303-0E1A)
- 1 year limited electric motor warranty
- CSA Certified – US and Canada



HHB-2503-0E2A

MODEL NUMBER	PSI	GPM	HORSEPOWER/MOTOR	PUMP	SHIP WT.	NET WT.	LIST PRICE
HHB-1002-0E1A	1000	2.0	1.5 HP, 115V, 10, 16.2A	AR	606 lb.	486 lb.	\$6,795.00
HHB-1003-0E1A	1000	2.8	2.0 HP, 115V, 10, 20.0A	AR	610 lb.	490 lb.	\$6,959.00
HHB-1502-0E1A	1500	1.8	2.0 HP, 115V, 10, 19.9A	AR	610 lb.	490 lb.	\$6,851.00
HHB-2503-0E2A	2500	2.8	6.0 HP, 230V, 10, 28.0A	AR	650 lb.	540 lb.	\$7,874.00
<i>3 Day Ship Unit</i>							
HHB-303-0E1A^	300	2.5	1.5 HP, 115V, 10, 12.5A	AR	480 lb.	460 lb.	\$7,050.00

^Steam unit.



**Exclusive
Dealer
Product**

Portable Electric Belt Drive – HHS Series

- Belt drive triplex piston pump with ceramic plungers
- Factory preset unloader
- Open drip-proof electric motor
- 35-foot power cord
- Powder coated steel frame assembly
- 13-inch flat-free tires
- Stainless-steel coil wrap with horizontal schedule 80 pipe coil
- No. 1 or No. 2 fuel oil, diesel or kerosene fired burner (Not approved for bio-fuel)
- Racor fuel filter/water separator
- Polyethylene float tank with inlet filter screen
- Adjustable high pressure detergent injector
- Adjustable thermostat
- 10-gallon polyethylene fuel tank
- Auto start/stop
- Time delay shutdown
- Hour meter
- Quick connect nozzles – 0°, 15°, 25°, 40° and low pressure nozzle
- 50-foot x 3/8-inch high pressure hose with quick connects
- Adjustable pressure insulated dual lance with trigger gun
- 1 year limited electric motor warranty
- CSA Certified – US and Canada



HHS-2004-2E2G

MODEL NUMBER	PSI	GPM	HORSEPOWER/MOTOR	PUMP	SHIP WT.	NET WT.	LIST PRICE
HHS-1003-2E1G	1000	2.8	2.0 HP, 115V, 1Ø, 20.0A	General	610 lb.	490 lb.	\$8,007.00
HHS-2004-2E2A	2000	4.2	6.0 HP, 230V, 1Ø, 28.0A	AR	670 lb.	550 lb.	\$9,051.00
HHS-2004-2E2G	2000	4.2	6.0 HP, 230V, 1Ø, 28.0A	General	670 lb.	550 lb.	\$9,166.00
<i>3 Day Ship Unit</i>							
HHS-2004-2E3G	2000	4.2	6.0 HP, 230V, 3Ø, 18.5A	General	670 lb.	550 lb.	\$8,962.00
HHS-2004-2E4G	2000	4.2	6.0 HP, 460V, 3Ø, 12.0A	General	670 lb.	550 lb.	\$9,184.00
HHS-2004-2E8G	2000	4.2	6.0 HP, 208V, 1Ø, 29.9A	General	670 lb.	550 lb.	\$9,410.00
HHS-2004-2E9G	2000	4.2	6.0 HP, 208V, 3Ø, 21.0A	General	670 lb.	550 lb.	\$8,830.00
HHS-3004-2E2A	3000	3.9	8.0 HP, 230V, 1Ø, 39.5A	AR	700 lb.	580 lb.	\$10,001.00
HHS-3004-2E2G	3000	3.9	8.0 HP, 230V, 1Ø, 39.5A	General	700 lb.	580 lb.	\$9,882.00
<i>3 Day Ship Unit</i>							
HHS-3004-2E3G	3000	3.9	8.0 HP, 230V, 3Ø, 22.5A	General	700 lb.	580 lb.	\$9,456.00
HHS-3004-2E4G	3000	3.9	8.0 HP, 460V, 3Ø, 14.0A	General	720 lb.	600 lb.	\$9,620.00
HHS-3004-2E5G	3000	3.9	8.0 HP, 575V, 3Ø, 12.0A	General	720 lb.	600 lb.	\$9,798.00
HHS-3004-2E8G	3000	3.9	8.0 HP, 208V, 1Ø, 43.0A	General	700 lb.	580 lb.	\$9,467.00
HHS-3004-2E9G	3000	3.9	8.0 HP, 208V, 3Ø, 25.5A	General	700 lb.	580 lb.	\$9,860.00
HHS-3005-2E2G	3000	4.8	10.0 HP, 230V, 1Ø, 46.5A	General	704 lb.	584 lb.	\$10,685.00
<i>3 Day Ship Unit</i>							
HHS-3005-2E3G	3000	4.8	10.0 HP, 230V, 3Ø, 27.5A	General	704 lb.	584 lb.	\$9,885.00
HHS-3005-2E4G	3000	4.8	10.0 HP, 460V, 3Ø, 16.5A	General	724 lb.	604 lb.	\$9,758.00
HHS-3005-2E5G	3000	4.8	10.0 HP, 575V, 3Ø, 14.0A	General	724 lb.	604 lb.	\$9,696.00
HHS-3005-2E8G	3000	4.8	10.0 HP, 208V, 1Ø, 50.7A	General	704 lb.	584 lb.	\$9,690.00
HHS-3005-2E9G	3000	4.8	10.0 HP, 208V, 3Ø, 31.5A	General	704 lb.	584 lb.	\$9,930.00

ACCESSORIES:

PART NUMBER	DESCRIPTION	FITS MODELS	LIST PRICE
50-0170	Stack adapter – Allows 8-inch flue pipe to be installed to boiler exhaust port	All models	\$250.40
850-0324	Gasket – Seals between 50-0170 stack adapter and boiler housing	All models	\$34.20

OPTIONS:

PART NUMBER	DESCRIPTION	FITS MODELS	LIST PRICE
HX-0162	Stainless-steel bottom wrap – Converts power coated painted bottom wrap to stainless-steel material	All models	\$552.00
HX-0171	Skid feet – Stationary applications	All models	No charge
HX-0172	250°F steam – Increases outlet temperature to 250°F	HHS-3004 models	\$45.00
HX-0174	250°F steam – Increases outlet temperature to 250°F	HHS-1003 & HHS-2004 models	\$45.00
HX-0176	250°F steam – Increases outlet temperature to 250°F	HHS-3005 models	\$45.00
HX-0196	Skid frame/roll cage frame – Stationary applications	All models	\$942.00
HX-0248	Wireless remote – EZ-quip install	All models	\$2,088.00
HX-0254	K7 unloader, flow activated (auto start/stop not available) – Converts pressure trapping unloader system to flow actuated K7 unloader	HHS-2004 & HHS-3004 models	\$289.00
HX-0255	K7 unloader, flow activated (auto start/stop not available) – Converts pressure trapping unloader system to flow actuated K7 unloader	HHS-3005 models	\$289.00

Stationary Oil-Fired

Belt Drive – HEO Series

- Belt drive triplex piston pump with ceramic plungers
- Factory preset trapping unloader
- Open drip-proof electric motor
- Powder coated steel frame with removable side panels
- ½-inch schedule 80 pipe coil with 5 pancake heat exchanger
- Polyethylene float tank with in-line screen filter, 4-gallon
- 10-inch draft diverter
- Thermal relief valve
- Pressure switch and over-pressure safety controls
- 24V control system
- Adjustable high pressure detergent injector
- Adjustable thermostat
- Quick connect nozzles – 0°, 15°, 25°, 40° and fixed detergent nozzle
- 50-foot x ¾-inch steel wire-braided high pressure hose with quick connects
- Adjustable pressure insulated dual lance with trigger gun
- 1 year limited electric motor warranty
- ETL Certified – US and Canada



Exclusive
Dealer
Product

HEO-3004-0E8G shown with
fuel tank option, HX-0218

MODEL NUMBER	PSI	GPM	HORSEPOWER/MOTOR	PUMP	SHIP WT.	NET WT.	LIST PRICE
HEO-2004-0E2G	2000	4.2	6.0 HP, 230V, 1Ø, 27.1A	General	844 lb.	724 lb.	\$8,987.00
HEO-2004-0E3G	2000	4.2	6.0 HP, 230V, 3Ø, 17.6A	General	844 lb.	724 lb.	\$8,987.00
HEO-2004-0E4G	2000	4.2	6.0 HP, 460V, 3Ø, 8.8A	General	844 lb.	724 lb.	\$9,257.00
HEO-2004-0E8G	2000	4.2	6.0 HP, 208V, 1Ø, 29.8A	General	844 lb.	724 lb.	\$8,987.00
HEO-2004-0E9G	2000	4.2	6.0 HP, 208V, 3Ø, 20.1A	General	844 lb.	724 lb.	\$8,849.00
HEO-3004-0E2G	3000	3.9	8.0 HP, 230V, 1Ø, 38.6A	General	878 lb.	758 lb.	\$9,775.00
HEO-3004-0E3G	3000	3.9	8.0 HP, 230V, 3Ø, 21.6A	General	878 lb.	758 lb.	\$9,457.00
HEO-3004-0E4G	3000	3.9	8.0 HP, 460V, 3Ø, 10.8A	General	878 lb.	758 lb.	\$9,457.00
HEO-3004-0E8G	3000	3.9	8.0 HP, 208V, 1Ø, 42.1A	General	878 lb.	758 lb.	\$9,775.00
HEO-3004-0E9G	3000	3.9	8.0 HP, 208V, 3Ø, 24.6A	General	878 lb.	758 lb.	\$9,457.00
HEO-3005-0E2G	3000	4.8	10.0 HP, 230V, 1Ø, 45.6A	General	878 lb.	758 lb.	\$10,709.00
HEO-3005-0E3G	3000	4.8	10.0 HP, 230V, 3Ø, 26.6A	General	878 lb.	758 lb.	\$10,408.00
HEO-3005-0E4G	3000	4.8	10.0 HP, 460V, 3Ø, 13.3A	General	878 lb.	758 lb.	\$10,408.00
HEO-3005-0E8G	3000	4.8	10.0 HP, 208V, 1Ø, 50.3A	General	878 lb.	758 lb.	\$10,895.00
HEO-3005-0E9G	3000	4.8	10.0 HP, 208V, 3Ø, 30.6A	General	878 lb.	758 lb.	\$10,709.00

OPTIONS:

PART NUMBER	DESCRIPTION	FITS MODELS	LIST PRICE
HX-0104	K7 unloader, flow activated (auto start/stop not available) – Converts pressure trapping unloader system to flow actuated K7 unloader	HEO-3004 models	\$516.00
HX-0106	Hour meter – Displays the number of hours unit has been in operation	All models	\$134.00
HX-0107*	Time delay shutdown – Timer will shut unit off automatically when trigger gun is released and timer reaches setting	All models	\$698.00
HX-0108*	(1) Remote station (auto start/stop not available) – Adds plastic control box with rocker switches, can be mounted away from unit to control on/off, burner and soap injection	All models	\$1,707.00
HX-0110	Additional remotes (up to 3) – Additional plastic control boxes with rocker switches, can be added to unit after the first remote is installed; Requires HX-0108, HX-0124 or HX-0223 option	All models	\$565.00
HX-0111	Auto start/stop – When trigger gun is released timer will turn unit off, when trigger gun is pulled, unit will restart	All models	\$646.00
HX-0112	K7 unloader, flow activated (auto start/stop not available) – Converts pressure trapping unloader system to flow actuated K7 unloader	HEO-2004 & HEO-3005 models	\$491.00
HX-0114	Dual gun – Two guns may be sprayed at the same time, flow is divided between the two guns while each operator maintains equal system pressure	HEO-3005 models	\$672.00
HX-0115	Stainless-steel access panels – Converts powder coated painted access panels to stainless-steel material	All models	\$439.00
HX-0116	Stainless-steel coil wrap – Converts powder coated painted coil wrap to stainless-steel material	All models	\$429.00
HX-0117	Painted box kit – Adds painted side and end panels	All models	\$930.00
HX-0118	Painted and stainless-steel box kit – Adds stainless-steel side panels and painted end panels	All models	\$1,712.00
HX-0120	250°F steam – Increases outlet temperature to 250°F while lowering system pressure; adds re-sized 25° nozzle to be used as steam nozzle	HEO-2004 models	\$259.00
HX-0121	250°F steam – Increases outlet temperature to 250°F while lowering system pressure; adds re-sized 25° nozzle to be used as steam nozzle	HEO-3004 models	\$259.00
HX-0122	250°F steam – Increases outlet temperature to 250°F while lowering system pressure; adds re-sized 25° nozzle to be used as steam nozzle	HEO-3005 models	\$259.00
HX-0124	Auto start/stop and first remote – When trigger gun is released timer will turn unit off, when trigger gun is pulled, unit will restart; adds plastic control box with rocker switches, can be mounted away from unit to control on/off, burner and soap injection	All models	\$2,247.00
HX-0216	Elevated float tank, 4.0-GPM – Float tank is located at the back of the unit	HEO-2004 & HEO-3004 models	\$84.00
HX-0217	Elevated float tank, 5.0-GPM – Float tank is located at the back of the unit	HEO-3005 models	\$84.00
HX-0218	(2) 10-gallon fuel tanks – Adds 20-gallon fuel capacity to units versus hose hook-up to fuel supply; Requires HX-0216 or HX-0217 option	All models	\$647.00
HX-0223	Time delay shutdown and first remote – Timer will shut unit off automatically when trigger gun is released and timer reaches setting; adds metal control box with push-buttons, can be mounted away from unit to control on/off, burner and soap injection	All models	\$1,954.00
HX-0288	(1) Remote station – Adds metal control box with push-buttons, can be mounted away from unit to control on/off, burner and soap injection	All models	\$2,528.00
HX-0289	Time delay shutdown and first remote – See HX-0223 for description	All models	\$2,921.00
HX-0290	Additional remote boxes (up to 3) – Additional metal control boxes with push-buttons, can be added to unit after the first remote is installed; requires HX-0288 or HX-0289 option	All models	\$1,236.00

*You cannot order HX-0107 and HX-0108 together, you will need to order HX-0223 instead.



Exclusive
Dealer
Product

Stationary Natural Gas/LP

Belt Drive – HEG Series

- Belt drive triplex piston pump with ceramic plungers
- Factory preset trapping unloader
- Open drip-proof electric motor
- Powder coated steel frame
- ½-inch schedule 80-coil heat exchanger
- Polyethylene float tank with in-line screen filter, 4-gallon
- Natural gas or LP-gas fired (vapor only) natural draft with aspirating-type burner, 10-inch stack
- 10-inch draft diverter
- Thermal relief valve
- Electronic ignition with standing pilot light
- Pressure switch and over-pressure safety controls
- 24V control system
- Adjustable high pressure detergent injector
- Adjustable thermostat
- Quick connect nozzles – 0°, 15°, 25°, 40° and fixed detergent nozzle
- 50-foot x ¾-inch steel wire-braided high pressure hose with quick connects
- Adjustable pressure insulated dual lance with trigger gun
- 1 year limited electric motor warranty
- ETL Certified – US and Canada

Note: 3 Day Ship Units – HEG-2004-0E2G and HEG-3004-0E2G are available with or without the HX-0105 and HX-0109 options.



HEG-3004-0E2G

MODEL NUMBER	PSI	GPM	HORSEPOWER/MOTOR	PUMP	SHIP WT.	NET WT.	LIST PRICE
HEG-1805-0E2G	1800	4.7	6.0 HP, 230V, 1Ø, 25.5A	General	844 lb.	724 lb.	\$9,420.00
HEG-1805-0E3G	1800	4.7	6.0 HP, 230V, 3Ø, 16.0A	General	844 lb.	724 lb.	\$9,414.00
HEG-1805-0E4G	1800	4.7	6.0 HP, 460V, 3Ø, 8.0A	General	844 lb.	724 lb.	\$9,420.00
HEG-1805-0E8G	1800	4.7	6.0 HP, 208V, 1Ø, 28.2A	General	844 lb.	724 lb.	\$9,595.00
HEG-1805-0E9G	1800	4.7	6.0 HP, 208V, 3Ø, 18.5A	General	844 lb.	724 lb.	\$9,414.00
HEG-2004-0E2G	2000	4.2	6.0 HP, 230V, 1Ø, 25.5A	General	844 lb.	724 lb.	\$9,600.00
<i>3 Day Ship Unit</i>							
HEG-2004-0E3G	2000	4.2	6.0 HP, 230V, 3Ø, 16.0A	General	844 lb.	724 lb.	\$9,420.00
HEG-2004-0E4G	2000	4.2	6.0 HP, 460V, 3Ø, 8.0A	General	844 lb.	724 lb.	\$9,420.00
HEG-2004-0E8G	2000	4.2	6.0 HP, 208V, 1Ø, 28.2A	General	844 lb.	724 lb.	\$9,600.00
HEG-2004-0E9G	2000	4.2	6.0 HP, 208V, 3Ø, 18.5A	General	844 lb.	724 lb.	\$9,414.00
HEG-3004-0E2G	3000	3.9	8.0 HP, 230V, 1Ø, 37.0A	General	878 lb.	758 lb.	\$9,884.00
<i>3 Day Ship Unit</i>							
HEG-3004-0E3G	3000	3.9	8.0 HP, 230V, 3Ø, 20.0A	General	878 lb.	758 lb.	\$9,980.00
HEG-3004-0E4G	3000	3.9	8.0 HP, 460V, 3Ø, 10.0A	General	878 lb.	758 lb.	\$9,980.00
HEG-3004-0E5G	3000	3.9	8.0 HP, 575V, 3Ø, 8.0A	General	878 lb.	758 lb.	\$10,473.00
HEG-3004-0E8G	3000	3.9	8.0 HP, 208V, 1Ø, 40.5A	General	878 lb.	758 lb.	\$10,312.00
HEG-3004-0E9G	3000	3.9	8.0 HP, 208V, 3Ø, 23.0A	General	878 lb.	758 lb.	\$10,149.00
HEG-3005-0E2G	3000	4.8	10.0 HP, 230V, 1Ø, 44.0A	General	878 lb.	758 lb.	\$11,679.00
HEG-3005-0E3G	3000	4.8	10.0 HP, 230V, 3Ø, 25.0A	General	878 lb.	758 lb.	\$10,780.00
HEG-3005-0E4G	3000	4.8	10.0 HP, 460V, 3Ø, 12.5A	General	878 lb.	758 lb.	\$10,780.00
HEG-3005-0E5G	3000	4.8	10.0 HP, 575V, 3Ø, 10.0A	General	878 lb.	758 lb.	\$10,775.00
HEG-3005-0E8G	3000	4.8	10.0 HP, 208V, 1Ø, 48.7A	General	878 lb.	758 lb.	\$11,112.00
HEG-3005-0E9G	3000	4.8	10.0 HP, 208V, 3Ø, 29.0A	General	878 lb.	758 lb.	\$10,955.00

OPTIONS:

PART NUMBER	DESCRIPTION	FITS MODELS	LIST PRICE
HX-0104	K7 unloader, flow activated (auto start/stop not available) – Converts pressure trapping unloader system to flow actuated K7 unloader	HEG-3004 models	\$516.00
HX-0105 <i>3 Day Ship Option</i>	Liquid propane (vapor only) – Converts natural gas pressure washer to operate on liquid propane (vapor only)	All models	\$128.00
HX-0106	Hour meter – Displays the number of hours unit has been in operation	All models	\$134.00
HX-0107	Time delay shutdown – Timer will shut unit off automatically when trigger gun is released and timer reaches setting	All models	\$698.00
HX-0108	(1) Remote station (auto start/stop not available), plastic control box – Adds plastic control box with rocker switches, can be mounted away from unit to control on/off, burner and soap injection; plastic control box	All models	\$1,707.00
HX-0109 <i>3 Day Ship Option</i>	Time delay shutdown and first remote, plastic control box – Timer will shut unit off automatically when trigger gun is released and timer reaches setting; adds plastic control box with rocker switches, can be mounted away from unit to control on/off, burner and soap injection	All models	\$2,206.00
HX-0110	Additional remotes (up to 3), plastic control box – Additional plastic control boxes with rocker switches, can be added to unit after the first remote is installed; requires HX-0108 or HX-0124 option	All models	\$565.00
HX-0111	Auto start/stop – When trigger gun is released timer will turn unit off, when trigger gun is pulled, unit will restart	All models	\$646.00
HX-0112	K7 unloader, flow activated (auto start/stop not available) – Converts pressure trapping unloader system to flow actuated K7 unloader	All models except HEG-3004 models	\$491.00
HX-0113	Dual gun – Two guns may be sprayed at the same time, flow is divided between the two guns while each operator maintains equal system pressure	HEG-1805 models	\$578.00
HX-0114	Dual gun – Two guns may be sprayed at the same time, flow is divided between the two guns while each operator maintains equal system pressure	HEG-3005 models	\$672.00
HX-0115	Stainless-steel access panels – Converts powder coated painted access panels to stainless-steel material	All models	\$439.00
HX-0116	Stainless-steel coil wrap – Converts powder coated painted coil wrap to stainless-steel material	All models	\$429.00
HX-0117	Painted box kit – Adds painted side and end panels	All models	\$930.00
HX-0118	Painted and stainless-steel box kit – Adds stainless-steel side panels and painted end panels	All models	\$1,712.00
HX-0119	250°F steam – Increases outlet temperature to 250°F while lowering system pressure; adds re-sized 25° nozzle to be used as steam nozzle	HEG-1805 models	\$259.00
HX-0120	250°F steam – Increases outlet temperature to 250°F while lowering system pressure; adds re-sized 25° nozzle to be used as steam nozzle	HEG-2004 models	\$259.00
HX-0121	250°F steam – Increases outlet temperature to 250°F while lowering system pressure; adds re-sized 25° nozzle to be used as steam nozzle	HEG-3004 models	\$259.00
HX-0122	250°F steam – Increases outlet temperature to 250°F while lowering system pressure; adds re-sized 25° nozzle to be used as steam nozzle	HEG-3005 models	\$259.00
HX-0124	Auto start/stop and first remote, plastic control box – When trigger gun is released timer will turn unit off, when trigger gun is pulled, unit will restart; adds plastic control box with rocker switches, can be mounted away from unit to control on/off, burner and soap injection	All models	\$2,247.00
HX-0154	All stainless-steel frame and hardware on modular units – Converts powder coated painted frame and hardware to stainless-steel material	All models	\$4,120.00
HX-0216	Elevated float tank, 4.0-GPM – Float tank is located at the back of the unit	HEG-2004 & HEG-3004 models	\$84.00
HX-0217	Elevated float tank, 5.0-GPM – Float tank is located at the back of the unit	HEG-1805 & HEG-3005 models	\$84.00
HX-0288	(1) Remote station (auto start/stop not available), metal control box – Adds plastic control box with rocker switches, can be mounted away from unit to control on/off, burner and soap injection	All models	\$2,528.00
HX-0289	Time delay shutdown and first remote, metal control box – Timer will shut unit off automatically when trigger gun is released and timer reaches setting; adds metal control box with rocker switches, can be mounted away from unit to control on/off, burner and soap injection	All models	\$2,921.00
HX-0290	Additional remotes (up to 3), metal control box – Additional metal control boxes with rocker switches, can be added to unit after the first remote is installed	All models	\$1,236.00
HX-0296	Programmable logic controller (PLC) – Includes auto start/stop and timed lockout	All models	\$1,006.00
HX-0297	Programmable logic controller with first remote, plastic control box – Includes auto start/stop and timed lockout	All models	\$1,894.00
HX-0299	Auto start/stop and first remote, metal control box – When trigger gun is released timer will turn unit off, when trigger gun is pulled, unit will restart; adds metal control box with push-buttons, can be mounted away from unit to control on/off, burner and soap injection	All models	\$3,326.00
HX-0304	Programmable logic controller with first remote, metal control box – Includes auto start/stop and timed lockout	All models	\$2,750.00
HX-0305	Additional programmable logic controller remotes, plastic control box – Adds additional remotes to PLC	All models	\$550.00
HX-0306	Additional programmable logic controller remotes, metal control box – Adds additional remotes to PLC	All models	\$1,200.00

Note: You cannot order HX-0107 and HX-0288 together, you will need to order HX-0289 instead. HX-0107 and HX-0288 can be ordered separately.

Exclusive
Dealer
Product

Stationary Natural Gas/LP

Belt Drive – HEG High Volume Wash Series

- Belt drive triplex piston pump with ceramic plungers
- Factory preset unloader
- Open drip-proof electric motor
- Powder coated steel frame
- ½-inch schedule 80 coil with 8-pancake heat exchanger (¾-inch on HEG-2010 models)
- Polyethylene float tank with in-line screen filter, 8-gallon
- Adjustable outlet thermostat for main temperature control
- Natural gas or LP-gas fired (vapor only) natural draft with aspirating-type burner, 12-inch stack
- Electronic ignition with intermittent pilot
- Hour meter
- Time delay shutdown
- Unique coil design allows thermostat to sense upstream water temperature to regulate outlet temperatures preventing large temperature swings
- Quick connect nozzles – 0°, 15°, 25°, 40° and fixed detergent nozzle
- 50-foot x ¾-inch steel wire-braided high pressure hose with quick connects (½-inch on HEG-2010 models)
- Adjustable pressure insulated dual lance with trigger gun
- 1 year limited electric motor warranty
- ETL Certified – US and Canada

Note: Draft diverter is not included.



HEG-3008-1E3G

MODEL NUMBER	PSI	GPM	HORSEPOWER/MOTOR	PUMP	SHIP WT.	NET WT.	LIST PRICE
HEG-2010-1E3G	2000	9.9	15.0 HP, 230V, 3Ø, 40.6A	General	1570 lb.	1420 lb.	\$21,813.00
HEG-2010-1E4G	2000	9.9	15.0 HP, 460V, 3Ø, 20.3A	General	1570 lb.	1420 lb.	\$21,825.00
HEG-2010-1E5G	2000	9.9	15.0 HP, 575V, 3Ø, 16.2A	General	1539 lb.	1389 lb.	\$21,831.00
HEG-2010-1E9G	2000	9.9	15.0 HP, 208V, 3Ø, 44.0A	General	1553 lb.	1403 lb.	\$22,198.00
HEG-3008-1E3G	3000	7.8	15.0 HP, 230V, 3Ø, 40.6A	General	1207 lb.	1057 lb.	\$18,195.00
HEG-3008-1E4G	3000	7.8	15.0 HP, 460V, 3Ø, 20.3A	General	1207 lb.	1057 lb.	\$18,749.00
HEG-3008-1E5G	3000	7.8	15.0 HP, 575V, 3Ø, 16.2A	General	1176 lb.	1026 lb.	\$18,755.00
HEG-3008-1E9G	3000	7.8	15.0 HP, 208V, 3Ø, 44.0A	General	1190 lb.	1040 lb.	\$19,111.00

ACCESSORY:

PART NUMBER	DESCRIPTION	FITS MODELS	LIST PRICE
50-0186	Draft diverter, 12-inch – For use during installation, prevents backdrafts through the flue	All models	\$547.90

OPTIONS:

PART NUMBER	DESCRIPTION	FITS MODELS	LIST PRICE
HX-0110	Additional remotes (up to 3) – Additional plastic control boxes with rocker switches, can be added to unit after the first remote is installed; requires HX-0182 option	All models	\$565.00
HX-0180	Liquid propane (vapor only) – Converts natural gas pressure washer to operate on liquid propane (vapor only)	HEG-3008 models	\$123.00
HX-0181	Auto start/stop – When trigger gun is released timer will turn unit off, when trigger gun is pulled, unit will restart	All models	\$164.00
HX-0182	(1) Remote station – Adds plastic control box with rocker switches, can be mounted away from unit to control on/off, burner and soap injection	All models	\$1,254.00
HX-0187	Stainless-steel access panels – Converts powder coated painted access panels to stainless-steel material	HEG-3008 models	\$575.00
HX-0188	Stainless-steel coil wrap – Converts powder coated painted coil wrap to stainless-steel material	HEG-3008 models	\$758.00
HX-0189	Liquid propane (vapor only) – Converts natural gas pressure washer to operate on liquid propane (vapor only)	HEG-2010 models	\$97.00
HX-0193	Stainless-steel access panels – Converts powder coated painted access panels to stainless-steel material	HEG-2010 models	\$582.00
HX-0194	Stainless-steel coil wrap – Converts powder coated painted coil wrap to stainless-steel material	HEG-2010 models	\$758.00
HX-0267	Balanced temperature control – Thermostat in heating coil anticipates spiking temperature and cycles the burner to maintain steady outlet temperatures	HEG-3008 models	\$139.00
HX-0268	Balanced temperature control – Thermostat in heating coil anticipates spiking temperature and cycles the burner to maintain steady outlet temperatures	HEG-2010 models	\$139.00
HX-0269	Dual gun – Two guns may be sprayed at the same time, flow is divided between the two guns while each operator maintains equal system pressure, includes HX-0267, balanced temperature control option	HEG-3008 models	\$717.00
HX-0270	Dual gun – Two guns may be sprayed at the same time, flow is divided between the two guns while each operator maintains equal system pressure, includes HX-0268, balanced temperature control option	HEG-2010 models	\$815.00
HX-0290	Additional remotes (up to 3) – Additional metal control boxes with push-buttons, can be added to unit after the first remote is installed; requires HX-0291 option	All models	\$1,236.00
HX-0291	(1) Remote station – Adds metal control box with push-buttons, can be mounted away from unit to control on/off, burner and soap injection	All models	\$2,067.00



Portable Gasoline

Direct Drive – DHS Series

- Direct drive triplex piston pump with ceramic plungers
- External bypass system protects from heat build-up (AR pump models)
- Preset stainless-steel and brass unloader valve
- Performance-proven engine with low-oil protection
- Electro Magnetic Firing (EMF) system
- Reinforced powder coated steel frame with center balanced lift
- 13-inch flat-free tires
- Top-fired powder coated heat exchanger
- Quick connect nozzles – 0°, 15°, 25° and 40°
- 50-foot x 3/8-inch steel wire-braided high pressure hose with quick connects
- Adjustable pressure insulated dual lance with trigger gun
- 3 year limited Honda, Kohler, Mi-T-M and Vanguard engine warranties
- CSA Certified – US and Canada (Honda, Kohler and Vanguard engines)

Note: 3 Day Ship Unit – DH-3504-SP3H6A is available with or without the HX-0286 option.



DH-3504-SP3M6A

MODEL NUMBER	PSI	GPM	DISPLACEMENT/ENGINE	PUMP	SHIP WT.	NET WT.	LIST PRICE
DH-2503-SP0H6M <i>3 Day Ship Unit</i>	2500	2.6	196cc Honda GX200 OHV	Mi-T-M	411 lb.	295 lb.	\$6,016.00
DH-2503-SP0K6M	2500	2.6	208cc Kohler CH270 OHV	Mi-T-M	411 lb.	295 lb.	\$6,182.00
DH-2503-SP0M6M	2500	2.6	212cc Mi-T-M OHV	Mi-T-M	411 lb.	295 lb.	\$5,740.00
DH-3003-SP3H6A	3000	2.9	270cc Honda GX270 OHV+	AR	530 lb.	407 lb.	\$7,301.00
DH-3504-SP3H6A <i>3 Day Ship Unit</i>	3500	3.3	389cc Honda GX390 OHV+	AR	551 lb.	428 lb.	\$7,969.00
DH-3504-SP3K6A	3500	3.3	429cc Kohler CH440 OHV	AR	551 lb.	428 lb.	\$7,977.00
DH-3504-SP3M6A	3500	3.3	420cc Mi-T-M OHV	AR	551 lb.	428 lb.	\$7,540.00
DH-3504-SP3V6A	3500	3.3	408cc Vanguard OHV	AR	551 lb.	428 lb.	\$7,915.00

+49 state engine. Not for sale in California.

ACCESSORIES:

PART NUMBER	DESCRIPTION	FITS MODELS	LIST PRICE
50-0161	High pressure detergent injector – High pressure water mixes with detergent to clean even the heaviest build-up	All models	\$131.60
850-0433	50-foot x 3/8-inch hose – For when you need extra hose for added mobility	3500-PSI models	\$345.60
851-0262	50-foot x 3/8-inch hose – For when you need extra hose for added mobility	2500 to 3000-PSI models	\$265.40

OPTIONS:

PART NUMBER	DESCRIPTION	FITS MODELS	LIST PRICE
HX-0234	Low pressure detergent injector – Allows the user to apply the recommended detergents	2500-PSI models	\$152.00
HX-0274	Rain cap – Protects boiler from moisture build-up when unit is left outside	3000 to 3500-PSI models	\$30.00
HX-0236	Hour meter – Displays the number of hours unit has been in operation	2500-PSI models	\$128.00
HX-0279	Hour meter – Displays the number of hours unit has been in operation	3000 to 3500-PSI models	\$172.00
HX-0233	Adjustable thermostat – Operator is able to adjust outlet water temperature between 98°-248°F	2500-PSI models	\$165.00
HX-0280	Adjustable thermostat – Operator is able to adjust outlet water temperature between 98°-248°F	3000 to 3500-PSI models	\$196.00
HX-0281	Hour meter and adjustable thermostat – Displays the number of hours unit has been in operation; operator is able to adjust outlet water temperature between 98°-248°F	3000 to 3500-PSI models	\$244.00
HX-0286 <i>3 Day Ship Option</i>	Electric start – battery not included – For easy starting	DH-3504-SP3H6A	\$1,040.00
HX-0300	Skid feet – For stationary applications	3000 to 3500-PSI models	\$51.00

**Note: You cannot order HX-0279 and HX-0280 together, you will need to order HX-0281 instead. HX-0279 and HX-0280 can be ordered separately.*

Exclusive
Dealer
Product

Portable Gasoline

Direct/Belt Drive – DHG Series

- Direct or belt drive triplex piston pump with ceramic plungers
- Factory preset unloader
- Performance-proven OHV engine with low-oil protection
- 12V electric start – battery not included
- Reinforced powder coated steel frame with center balanced lifting hook
- 15-inch pneumatic tires
- ½-inch schedule 80 pipe coil with 4-pancake bottom-fired heat exchanger
- 12V Beckett burner
- Adjustable temperature
- Hour meter
- Water output temperature is 250°F in "wet" steam
- Quick connect nozzles – 0°, 15°, 25° and 40°
- ¼-inch MEG and ¼-inch MQC wet steam nozzle –25°
- External downstream detergent injector with detergent nozzle
- 50-foot x ¾-inch steel wire-braided high pressure hose with quick connects
- Adjustable pressure insulated dual lance with trigger gun
- 3 year limited Honda and Vanguard engine warranties



DHG-4004-B0V6G

DIRECT DRIVE MODELS

MODEL NUMBER	PSI	GPM	DISPLACEMENT/ENGINE	PUMP	SHIP WT.	NET WT.	LIST PRICE
DHG-4004-D0H6G <i>3 Day Ship Unit</i>	4000	3.7	389cc Honda GX390 OHV ⁺	General	601 lb.	478 lb.	\$8,785.00
DHG-4004-D0V6G	4000	3.7	408cc Vanguard OHV	General	596 lb.	466 lb.	\$8,442.00

BELT DRIVE MODELS

MODEL NUMBER	PSI	GPM	DISPLACEMENT/ENGINE	PUMP	SHIP WT.	NET WT.	LIST PRICE
DHG-4004-B0H6G <i>3 Day Ship Unit</i>	4000	3.7	389cc Honda GX390 OHV ⁺	General	643 lb.	520 lb.	\$9,170.00
DHG-4004-B0V6G	4000	3.7	408cc Vanguard OHV	General	641 lb.	511 lb.	\$8,828.00

⁺49 state engine. Not for sale in California.

ACCESSORIES:

PART NUMBER	DESCRIPTION	FITS MODELS	LIST PRICE
50-0195	Hose reel – 13-inch, 150-foot maximum hose length	All models	\$1,328.90
50-0196	Hose reel – 16-inch, 200-foot maximum hose length	All models	\$1,323.00

OPTIONS:

PART NUMBER	DESCRIPTION	FITS MODELS	LIST PRICE
HX-0273	Stainless-steel coil wrap – Converts power coated painted coil wrap to stainless-steel material	All models	\$348.00
HX-0278	Skid feet – Stationary applications	All models	No charge

Exclusive
Dealer
Product

Skid Gasoline/Diesel
Belt Drive – HDB Series

- Belt drive triplex piston pump with ceramic plungers
- Factory present unloader
- Performance-proven engine with electric start – battery not included
- Compact dimensions – will fit through a 30-inch door
- Powder coated steel skid frame
- Stainless-steel removable front panel
- Stainless-steel coil wrap heat exchanger
- 12V Beckett burner
- No. 1 or No. 2 fuel oil, diesel or kerosene fired burner (Not approved for bio-fuel)
- Adjustable thermostat
- Low pressure detergent injector
- Quick connect nozzles – 0°, 15°, 25° and 40°
- 50-foot x 3/8-inch high pressure hose with quick connects
- Adjustable pressure insulated dual lance with trigger gun
- 3 year limited Honda and Kohler engine warranties
- CSA Certified – US and Canada



HDB-3004-0K7G

GASOLINE MODEL

MODEL NUMBER	PSI	GPM	DISPLACEMENT/ENGINE	PUMP	SHIP WT.	NET WT.	LIST PRICE
HDB-3004-0H6G	3000	3.9	389cc Honda GX390 OHV+	General	685 lb.	566 lb.	\$9,829.00

**49 state engine. Not for sale in California.*

DIESEL MODEL

MODEL NUMBER	PSI	GPM	HORSEPOWER/ENGINE	PUMP	SHIP WT.	NET WT.	LIST PRICE
HDB-3004-0K7G	3000	3.9	9.1 HP Kohler KD440 OHV	General	745 lb.	626 lb.	\$12,399.00

ACCESSORIES:

PART NUMBER	DESCRIPTION	FITS MODELS	LIST PRICE
50-0170	Stack adapter – Allows 8-inch flue pipe to be installed to boiler exhaust port	All models	\$250.40
850-0324	Gasket – Seals between 50-0170 stack adapter and boiler housing	All models	\$34.20
AW-5740-0014	Wheel kit – 4 rubber wheels allow the unit to become portable	All models	\$1,050.00
AW-5740-0015	Caster wheel kit – Includes 2 caster wheels and 2 rubber wheels for easier movement on flat surfaces	All models	\$1,093.00
AW-6000-1006	Hot water skid equipment cover – Keeps your equipment clean, dry and looking like new, made from 600-denier vinyl-backed polyester, water resistant, drawstrings to secure cover; Mi-T-M logo	All models	\$310.00
AW-6000-1007	Hot water skid equipment cover – Keeps your equipment clean, dry and looking like new, made from 600-denier vinyl-backed polyester, water resistant, drawstrings to secure cover; no logo	All models	\$310.00

OPTIONS:

PART NUMBER	DESCRIPTION	FITS MODELS	LIST PRICE
HX-0156	Hour meter – Displays the number of hours unit has been in operation	All models	\$171.00
HX-0176	Steam – Increases outlet temperature to 250°F	All models	\$45.00
HX-0220	High pressure chemical, K7 – Adjustable high pressure chemical, includes float tank	All models	\$467.00
HX-0221*	High pressure chemical, trapping unloader – Adjustable high pressure chemical, includes float tank	All models	\$467.00
HX-0225	Trapping unloader – For hose runs longer than 50-foot and for cleaning elevated areas	All models	\$40.00
HX-0226	Three-way ball valve – Allows the pressure washer to be operated from garden hose, float tank or trailer supply tank by adjusting ball lever valve	All models	\$390.00

**HX-0225 trapping unloader is required when ordering the HX-0221 high pressure chemical option.*

Skid Gasoline/Diesel

Belt Drive – HDC Series

- Belt drive triplex piston pump with ceramic plungers
- Factory preset unloader
- Performance-proven OHV engine with electric start – battery not included
- Heavy-duty powder coated steel skid frame
- Stainless-steel coil wrap heat exchanger
- 12V burner – battery not included
- Polyethylene engine and burner fuel tanks
- Large polyethylene float tank
- Adjustable high pressure detergent injector
- Quick connect nozzles – 0°, 15°, 25° and 40°
- 50-foot x 3/8-inch steel wire-braided high pressure hose with quick connects
- Adjustable pressure insulated dual lance with trigger gun
- 3 year limited Honda, Kohler, Kubota and Vanguard engine warranties
- CSA Certified – US and Canada



HDC-3505-1H6G

Exclusive
Dealer
Product

GASOLINE MODELS

MODEL NUMBER	PSI	GPM	DISPLACEMENT/ENGINE	PUMP	SHIP WT.	NET WT.	LIST PRICE
HDC-3005-0V6G*	3000	4.8	480cc Vanguard OHV	General	844 lb.	725 lb.	\$11,130.00
HDC-3505-1H6G*	3500	4.7	GX630 Honda OHV	General	844 lb.	725 lb.	\$12,876.00
HDC-3505-0K6G*^	3500	4.7	624cc Kohler CH620 OHV	General	844 lb.	725 lb.	\$11,268.00
HDC-4004-1H6A*	4000	4.0	GX630 Honda OHV	AR	844 lb.	725 lb.	\$13,212.00
HDC-4004-0K6A*	4000	4.0	624cc Kohler CH620 OHV	AR	844 lb.	725 lb.	\$11,590.00

*49 state fuel tank. All models sold in California are required to have the HX-0287 CARB compliant fuel tank.
^Higher performance 624cc Kohler engine.

DIESEL MODEL

MODEL NUMBER	PSI	GPM	HORSEPOWER/ENGINE	PUMP	SHIP WT.	NET WT.	LIST PRICE
HDC-3505-0B7G	3500	4.7	16.8 HP Kubota Z602 OHV	General	940 lb.	836 lb.	\$22,625.00

ACCESSORIES:

PART NUMBER	DESCRIPTION	FITS MODELS	LIST PRICE
50-0170	Stack adapter – Allows 8-inch flue pipe to be installed to boiler exhaust port	All models	\$250.40
850-0324	Gasket – Seals between 50-0170 stack adapter and boiler housing	All models	\$34.20
850-0444	Powder coated skid mounting brackets, 4 qty. – Allows unit to be mounted on existing trailer	All models	\$112.40
AW-5740-0000	Wheel kit – 4 rubber wheels allow the unit to become portable	All models	\$1,616.00
AW-6000-1006	Hot water skid equipment cover – Keeps your equipment clean, dry and looking like new, made from 600-denier vinyl-backed polyester, water resistant, drawstrings to secure cover; Mi-T-M logo	All models	\$310.00
AW-6000-1007	Hot water skid equipment cover – Keeps your equipment clean, dry and looking like new, made from 600-denier vinyl-backed polyester, water resistant, drawstrings to secure cover; no logo	All models	\$310.00

OPTIONS:

PART NUMBER	DESCRIPTION	FITS MODELS	LIST PRICE
HX-0130	Three-way ball valve – Allows the pressure washer to be operated from garden hose, float tank or trailer supply tank by adjusting ball lever valve	All models	\$359.00
HX-0147	Four-point lifting capability – Allows unit to be lifted by crane	All models	\$123.00
HX-0156	Hour meter – Displays the number of hours unit has been in operation	All models	\$171.00
HX-0200	Trapping unloader – For hose runs longer than 50-foot and for cleaning elevated areas	HDC-3005 & HDC-3505 models	\$64.00
HX-0212	Adjustable temperature control – Operator is able to adjust outlet water temperature between 96°-250°F	All models	\$84.00
HX-0229	Clutch drive pump – Stops the pump from spinning in bypass mode and helps extend the life of the pump; changes GPM to 4.3 when added to the unit	HDC-3005-0V6G	\$502.00
HX-0230	Clutch drive pump – Stops the pump from spinning in bypass mode and helps extend the life of the pump; changes GPM to 4.2 when added to the unit	HDC-3505 models	\$502.00
HX-0266	Clutch drive pump – Stops the pump from spinning in bypass mode and helps extend the life of the pump; standard flow rate	HDC-3005 & HDC-3505 models	\$1,424.00
HX-0282	30-gallon steel diesel fuel tank – Supplies fuel to engine and burner	HDC-3505-0B7G	\$755.00
HX-0287	California compliant fuel tank – Replaces the EPA plastic fuel tank with a CARB approved painted steel tank	Required on gasoline models sold in California	\$323.40

Exclusive
Dealer
Product

Skid Gasoline/Diesel

Belt Drive – HVS Series

- Belt drive triplex piston pump with ceramic plungers
- Factory preset unloader
- Performance-proven engine with electric start – battery not included
- Heavy-duty powder coated steel skid frame
- 2900-watt generator
- No. 1 or No. 2 diesel or kerosene fired burner
(Not approved for bio-fuel)
- High quality fuel filter/water separator ensures clean fuel supply
- 80-mesh, high-volume, stainless-steel screen inlet water strainer
- Pressure relief valve protects against excessive system pressure
- Heavy-duty dual cogged belt drive system
- Polyethylene burner and engine fuel tanks
- Quick connect nozzles – 0°, 15°, 25°, 40° and fixed detergent nozzle
- 50-foot x 3/8-inch steel wire-braided high pressure hose with quick connects
- Adjustable pressure insulated dual lance with trigger gun
- 3 year limited Honda, Kohler, Kubota, Mi-T-M and Vanguard engine warranties
- CSA Certified – US and Canada



HVS-3005-0V6G

GASOLINE MODELS

MODEL NUMBER	PSI	GPM	DISPLACEMENT/ENGINE	PUMP	SHIP WT.	NET WT.	LIST PRICE
HVS-3005-0V6G*	3000	4.8	480cc Vanguard OHV	General	816 lb.	710 lb.	\$11,434.00
HVS-3008-1H6G*	3000	7.8	GX690 Honda OHV	General	854 lb.	750 lb.	\$15,329.00
HVS-3008-0K6G*	3000	7.8	725cc Kohler CH730 OHV	General	934 lb.	854 lb.	\$14,805.00
HVS-3505-1H6G*	3500	4.7	GX630 Honda OHV	General	854 lb.	750 lb.	\$12,932.00
HVS-3505-0K6G*^	3500	4.7	674cc Kohler CH640 OHV	General	854 lb.	750 lb.	\$11,819.00
HVS-3505-0V6G*	3500	4.7	627cc Vanguard OHV	General	854 lb.	750 lb.	\$13,160.00
HVS-3506-1H6G*	3500	5.6	GX630 Honda OHV	General	864 lb.	760 lb.	\$12,932.00
3 Day Ship Unit							
HVS-3506-0K6G*	3500	5.6	725cc Kohler CH730 OHV	General	864 lb.	760 lb.	\$12,662.00
HVS-3506-0M6G*	3500	5.6	670cc Mi-T-M OHV	General	864 lb.	760 lb.	\$11,475.00

*49 state fuel tank. All models sold in California are required to have the HX-0287 CARB compliant fuel tank.

^Higher performance 624cc Kohler engine.

DIESEL MODELS

MODEL NUMBER	PSI	GPM	HORSEPOWER/ENGINE	PUMP	SHIP WT.	NET WT.	LIST PRICE
HVS-3006-0B7G	3000	5.6	16.8 HP Kubota Z602 OHV	General	940 lb.	836 lb.	\$22,759.00
HVS-3008-0B7G	3000	7.8	24.8 HP Kubota D902 OHV	General	940 lb.	836 lb.	\$25,988.00
HVS-4005-0B7G	4000	4.5	16.8 HP Kubota Z602 OHV	General	940 lb.	836 lb.	\$23,642.00

ACCESSORIES:

PART NUMBER	DESCRIPTION	FITS MODELS	LIST PRICE
20-1070A18	Removable painted front panel – Provides a protective panel and gives unit a more finished look	All models	\$158.40
20-1366A52	Black powder coated rain cap, octagonal – Protects boiler from moisture build-up when unit is left outside	All models	\$111.30
50-0177	Stack adapter – Allows 8-inch flue pipe to be installed to boiler exhaust port	All models	\$283.60
850-0324	Gasket – Seals between 50-0177 stack adapter and boiler housing	All models	\$34.20
850-0444	Powder coated skid mounting brackets, 4 qty. – Allows unit to be mounted on existing trailer	All models	\$112.40
AW-5740-0000	Wheel kit – 4 rubber wheels allow the unit to become portable	All models	\$1,616.00
AW-6000-1006	Hot water skid equipment cover – Keeps your equipment clean, dry and looking like new, made from 600-denier vinyl-backed polyester, water resistant, drawstrings to secure cover; Mi-T-M logo	All models	\$310.00
AW-6000-1007	Hot water skid equipment cover – Keeps your equipment clean, dry and looking like new, made from 600-denier vinyl-backed polyester, water resistant, drawstrings to secure cover; no logo	All models	\$310.00

OPTIONS:

PART NUMBER	DESCRIPTION	FITS MODELS	LIST PRICE
HX-0130	Three-way ball valve – Allows the pressure washer to be operated from garden hose, float tank or trailer supply tank by adjusting ball lever valve	All models	\$359.00
HX-0131	High pressure detergent injector, K7 – Supplies soap injection through the high pressure pump while spraying; pressure washers with K7 flow actuated unloaders only	HVS-3005-0V6G, HVS-3006 & 3500-PSI models	\$128.00
HX-0133	Steam combination 250°F, K7 – Increases outlet temperature to 250°F while lowering system pressure; for models equipped with K7 flow actuated unloaders	HVS-3005-0V6G, HVS-3006-0B7G, HVS-3505 models & HVS-3506-1H6G	\$259.00
HX-0138*	Steam combination 250°F – Increases outlet temperature to 250°F while lowering system pressure	HVS-3005-0V6G	\$46.00
HX-0139*	Steam combination 250°F – Increases outlet temperature to 250°F while lowering system pressure	HVS-3505 models	\$46.00
HX-0140*	Steam combination 250°F – Increases outlet temperature to 250°F while lowering system pressure	HVS-3506-1H6G	\$46.00
HX-0141*	Steam combination 250°F – Increases outlet temperature to 250°F while lowering system pressure	HVS-3006-0B7G	\$46.00
HX-0142	Steam combination 250°F – Increases outlet temperature to 250°F while lowering system pressure	HVS-4005-0B7G	\$46.00
HX-0143	Trapping unloader – For hose runs longer than 50-foot and for cleaning elevated areas	HVS-3006 & HVS-3506 models	\$85.00
HX-0145	Adjustable thermostat – Operator is able to adjust outlet water temperature between 86°-248°F	All models	\$85.00
HX-0146	Hour meter – Displays the number of hours unit has been in operation	All models	\$139.00
HX-0147	Four-point lifting capability – Allows unit to be lifted by crane	All models	\$123.00
HX-0148*	Adjustable detergent valve – Adds the adjustable detergent valve to the control panel for the high pressure soap; for units with trapping unloaders	HVS-3005, HVS-3008, HVS-3006, HVS-3505 & HVS-3506 models	\$128.00
HX-0149*	Dual gun – Two guns may be sprayed at the same time, flow is divided between the two guns while each operator maintains equal system pressure	HVS-3006 & HVS-3506 models	\$578.00
HX-0198	Stainless-steel frame – Converts powder coated painted frame to stainless-steel material	All models	\$6,491.00
HX-0200	Trapping unloader – For hose runs longer than 50-foot and for cleaning elevated areas	HVS-3005-0V6G & HVS-3505 models	\$64.00
HX-0202	Dual gun – Two guns may be sprayed at the same time, flow is divided between the two guns while each operator maintains equal system pressure	HVS-3008 models	\$722.00
HX-0252	Pressure washer option for PWR-10-OME1 trailer-mount package – Adds clutch drive pump option, larger 4.9 kW generator that is wired for burner and PWR-10-OME1 with dual filters option, WX-0129	HVS-3505-1H6G	\$427.00
HX-0257	Clutch drive pump – Stops the pump from spinning in bypass mode and helps extend the life of the pump; changes GPM to 4.3 when added to the unit	HVS-3005-0V6G	\$604.00
HX-0258	Clutch drive pump – Stops the pump from spinning in bypass mode and helps extend the life of the pump; changes GPM to 4.2 when added to the unit	HVS-3505 models	\$700.00
HX-0263	Clutch drive pump – Stops the pump from spinning in bypass mode and helps extend the life of the pump; standard flow rate	HVS-3008 gasoline models	\$1,806.00
HX-0264	Clutch drive pump – Stops the pump from spinning in bypass mode and helps extend the life of the pump; standard flow rate	HVS-3005 & HVS-3505 models	\$1,410.00
HX-0265	Clutch drive pump – Stops the pump from spinning in bypass mode and helps extend the life of the pump; standard flow rate	HVS-3506 models	\$1,410.00
HX-0285	30-gallon steel diesel fuel tank – Supplies fuel to engine and burner	Diesel models	\$595.35
HX-0287	California compliant fuel tank – Replaces the EPA plastic fuel tank with a CARB approved painted steel tank	Required on gasoline models sold in California	\$323.40

*Requires trapping unloader HX-0143 or HX-0200. HVS-3008 model comes standard with trapping unloader.
 Note: To order options HX-0138 to HX-0141 or HX-0149 you must order option HX-0143 or HX-0200.

Exclusive
Dealer
Product

Skid Gasoline/Diesel

Belt Drive – HDS Series

- Belt drive triplex piston pump with ceramic plungers
- Factory preset unloader
- Performance-proven engine with electric start – battery not included
- Heavy-duty powder coated steel skid frame
- Stainless-steel removable front panel for access to pump
- Stainless-steel coil wrap and control panel
- 2900-watt generator
- Three-way ball valve for inlet selection
- 120V/15-amp auxiliary GFCI outlet
- Hour meter
- Adjustable thermostat
- Adjustable high pressure detergent injector
- Quick connect nozzles – 0°, 15°, 25°, 40° plus wet steam and fixed detergent nozzle
- 25° nozzle for wet steam operation
- 50-foot x 3/8-inch steel wire-braided high pressure hose with quick connects (1/2-inch on HDS-3008 models)
- Adjustable pressure insulated dual lance with trigger gun
- 3 year limited Honda, Kohler, Kubota, Mi-T-M and Vanguard engine warranties
- CSA Certified – US and Canada



HDS-4005-2H6G

GASOLINE MODELS

MODEL NUMBER	PSI	GPM	DISPLACEMENT/ENGINE	PUMP	SHIP WT.	NET WT.	LIST PRICE
HDS-3005-0V6G*	3000	4.8	480cc Vanguard OHV	General	854 lb.	750 lb.	\$12,957.00
HDS-3008-1H6G*	3000	7.8	GX690 Honda OHV	General	934 lb.	830 lb.	\$16,677.00
HDS-3008-0K6G*	3000	7.8	725cc Kohler CH730 OHV	General	934 lb.	854 lb.	\$16,251.00
HDS-3505-1H6G*	3500	4.7	GX630 Honda OHV	General	854 lb.	750 lb.	\$14,400.00
HDS-3505-0K6G*	3500	4.7	674cc Kohler CH640 OHV	General	854 lb.	750 lb.	\$13,523.00
HDS-3505-0V6G*	3500	4.7	627cc Vanguard OHV	General	854 lb.	750 lb.	\$13,058.00
HDS-3506-1H6G*	3500	5.6	GX630 Honda OHV	General	854 lb.	750 lb.	\$14,461.00
<i>3 Day Ship Unit</i>							
HDS-3506-0K6G*	3500	5.6	725cc Kohler CH730 OHV	General	854 lb.	750 lb.	\$14,590.00
HDS-3506-0M6G*	3500	5.6	670cc Mi-T-M OHV	General	854 lb.	750 lb.	\$12,950.00
HDS-4005-2H6G*	4000	5.0	GX630 Honda OHV	General	854 lb.	750 lb.	\$15,599.00

*49 state fuel tank. All models sold in California are required to have the HX-0287 CARB compliant fuel tank.

DIESEL MODELS

MODEL NUMBER	PSI	GPM	HORSEPOWER/ENGINE	PUMP	SHIP WT.	NET WT.	LIST PRICE
HDS-3006-0B7G	3000	5.6	16.8 HP Kubota Z602 OHV	General	940 lb.	836 lb.	\$24,202.00
HDS-3008-0B7G	3000	7.8	24.8 HP Kubota D902 OHV	General	940 lb.	836 lb.	\$27,410.00
HDS-4005-0B7G	4000	4.5	16.8 HP Kubota Z602 OHV	General	940 lb.	836 lb.	\$26,033.00

ACCESSORIES:

PART NUMBER	DESCRIPTION	FITS MODELS	LIST PRICE
21-0313	Stainless-steel rain cap – Protects boiler from moisture build-up when unit is left outside	All models	\$237.90
50-0170	Stack adapter – Allows 8-inch flue pipe to be installed to boiler exhaust port	All models	\$250.40
850-0324	Gasket – Seals between 50-0170 stack adapter and boiler housing	All models	\$34.20
850-0444	Powder coated skid mounting brackets, 4 qty. – Allows unit to be mounted on existing trailer	All models	\$112.40
AW-5740-0000	Wheel kit – 4 rubber wheels allow the unit to become portable	All models	\$1,616.00
AW-6000-1006	Hot water skid equipment cover – Keeps your equipment clean, dry and looking like new, made from 600-denier vinyl-backed polyester, water resistant, drawstrings to secure cover; Mi-T-M logo	All models	\$310.00
AW-6000-1007	Hot water skid equipment cover – Keeps your equipment clean, dry and looking like new, made from 600-denier vinyl-backed polyester, water resistant, drawstrings to secure cover; no logo	All models	\$310.00

OPTIONS:

PART NUMBER	DESCRIPTION	FITS MODELS	LIST PRICE
HX-0100	300°F steam upgrade – Lowers unit pressure to 350-PSI, 240°F rise above ambient with a maximum temperature of 300°F	HDS-3005-0V6G & HDS-3505 models	\$709.00
HX-0102	300°F steam upgrade – Lowers unit pressure to 350-PSI, 240°F rise above ambient with a maximum temperature of 300°F	HDS-3006-0B7G & HDS-3506 models	\$709.00
HX-0147	Four-point lifting capability – Allows unit to be lifted by crane	All models	\$123.00
HX-0149	Dual gun – Two guns may be sprayed at the same time, flow is divided between the two guns while each operator maintains equal system pressure; requires HX-0152 or HX-0155 option	HDS-3006-0B7G & HDS-3506 models	\$578.00
HX-0150	Trapping unloader – For hose runs longer than 50-foot and for cleaning elevated areas	HDS-3005-0V6G	No charge
HX-0151	Trapping unloader – For hose runs longer than 50-foot and for cleaning elevated areas	HDS-3505 models	No charge
HX-0152	Trapping unloader – For hose runs longer than 50-foot and for cleaning elevated areas	HDS-3506 models	No charge
HX-0155	Trapping unloader – For hose runs longer than 50-foot and for cleaning elevated areas	HDS-3006-0B7G	No charge
HX-0197	All stainless-steel frame – Converts powder coated painted frame to stainless-steel material	Gasoline models	\$5,883.00
HX-0202	Dual gun – Two guns may be sprayed at the same time, flow is divided between the two guns while each operator maintains equal system pressure	HDS-3008 models	\$722.00
HX-0203	Kohler engine upgrade – Higher performance 725cc Kohler CH730 OHV engine	HDS-3008-0K6G	\$991.00
HX-0227	Clutch drive pump – Stops the pump from spinning in bypass mode and helps extend the life of the pump; changes GPM to 4.3 when added to the unit	HDS-3005-0V6G	\$578.00
HX-0228	Clutch drive pump – Stops the pump from spinning in bypass mode and helps extend the life of the pump; changes GPM to 4.2 when added to the unit	HDS-3505 models	\$578.00
HX-0253	Pressure washer option for PWR-10-0ME1 trailer-mount package – Adds clutch drive pump option, stainless-steel coil wrap and control panel, larger 4.9 kW generator wired for burner and PWR-10-0ME1 with dual filters option, WX-0129	HDS-3505-1H6G	\$209.00
HX-0261	Clutch drive pump – Stops the pump from spinning in bypass mode and helps extend the life of the pump; standard flow rate	HDS-3005 & HDS-3505 models	\$1,529.00
HX-0262	Clutch drive pump – Stops the pump from spinning in bypass mode and helps extend the life of the pump; standard flow rate	HDS-3506 models	\$1,529.00
HX-0263	Clutch drive pump – Stops the pump from spinning in bypass mode and helps extend the life of the pump; standard flow rate	HDS-3008 & HDS-4005 gasoline models	\$1,806.00
HX-0283	30-gallon steel diesel fuel tank – Supplies fuel to engine and burner	Diesel models	\$532.00
HX-0287	California compliant fuel tank – Replaces the EPA plastic fuel tank with a CARB approved painted steel tank	Required on gasoline models sold in California	\$323.40

Portable LP

Belt Drive – DHL Series

- Belt drive triplex crankshaft pump with solid ceramic pistons
- Factory preset unloader
- Open drip-proof electric motor
- 35-foot power cord with GFCI
- Reinforced powder coated cabinet-style steel frame
- 10-inch flat-free tires
- LP-gas fired (vapor only) natural draft with aspirating-type burner
- LP gas regulator
- Hour meter
- High limit temperature control for added safety
- Quick connect nozzles – 0°, 15°, 25°, 40° and detergent nozzle
- 50-foot x 3/8-inch steel wire-braided high pressure hose with quick connects
- 36-inch insulated lance with trigger gun
- 1 year limited electric motor warranty
- CSA Certified – US and Canada



DH-0703-LP2E1A (LP tank shown not included)

MODEL NUMBER	PSI	GPM	HORSEPOWER/MOTOR	PUMP	SHIP WT.	NET WT.	LIST PRICE
DH-0703-LP2E1A*	700	2.3	1.5 HP, 120V, 1Ø, 13.2A	AR	471 lb.	348 lb.	\$6,031.00
DH-1502-LP2E1A	1500	1.8	2.0 HP, 120V, 1Ø, 18.8A	AR	505 lb.	382 lb.	\$6,157.00

*Combination wet steam cleaner/pressure washer.

Stationary All-Electric

Belt Drive – DHA Series

- Belt drive triplex piston pump with ceramic plungers
- Factory preset unloader
- Open drip-proof electric motor
- Stainless-steel base and frame with rubber isolators
- Time delay shutdown
- 1 year limited electric motor warranty
- ETL Certified – US and Canada

Heat Exchanger

- Used for consistent and efficient on-demand hot water
- 120°F to 130°F temperature rise above in-take water, obtained within 3 to 5 minutes
- Adjustable thermostat
- On/Off power switch
- Powder coated steel frame
- Patented cartridge design
- Low maintenance, stainless-steel coils in aluminum casings for maximum efficiency
- Eliminates constant cleaning and heat loss



DH-3004-AE0E4G

MODEL NUMBER	PSI	GPM	HORSEPOWER/MOTOR	UNIT AMPERAGE	PUMP	SHIP WT.	NET WT.	LIST PRICE
DH-2503-AE0E4G	2500	2.8	6.0 HP, 480V, 3Ø	68.0A	General	725 lb.	625 lb.	\$15,503.00
DH-3004-AE0E4G	3000	3.9	8.0 HP, 480V, 3Ø	100.0A	General	830 lb.	725 lb.	\$19,429.00

OPTIONS:

PART NUMBER	DESCRIPTION	FITS MODELS	LIST PRICE
HX-0298	Remote box – Adds control box, may be mounted away from unit to control on/off, controls the hot water heater and cold water pump	All models	\$621.00
HX-0307	Auto start/stop – When trigger gun is released, the timer will turn unit off; when trigger gun is pulled, unit will restart	All models	\$37.70

Heater Module

Diesel/Oil-Heated – HHM Series

- No. 1 or No. 2 fuel oil, diesel or kerosene fired burner (Not approved for bio-fuel)
- Horizontal schedule 80 pipe coil heat exchanger
- Adjustable thermostat
- 35-foot power cord with GFCI
- Powder coated steel frame
- 13-inch flat-free tires
- 12-foot x 3/4-inch jumper hose to hook up to existing pressure washer
- CSA Certified – US and Canada



HHM-3506-1E10

Exclusive
Dealer
Product

MODEL NUMBER	PSI	GPM	ELECTRICAL	SHIP WT.	NET WT.	LIST PRICE
HHM-3506-1E10	3500	6.0	115V, 1Ø, 3.2A	543 lb.	423 lb.	\$5,483.00

ACCESSORIES:

PART NUMBER	DESCRIPTION	FITS MODEL	LIST PRICE
50-0170	Stack adapter – Allows 8-inch flue pipe to be installed to boiler exhaust port	HHM-3506-1E10	\$250.40
850-0324	Gasket – Seals between 50-0170 stack adapter and boiler housing	HHM-3506-1E10	\$34.20

OPTION:

PART NUMBER	DESCRIPTION	FITS MODEL	LIST PRICE
HX-0171	Skid feet – Stationary applications	HHM-3506-1E10	No charge

Heater Module

Diesel/Oil-Heated – HOM Series

- No. 1 or No. 2 fuel oil, diesel or kerosene fired burner (Not approved for bio-fuel)
- Incoming power 120V, 1Ø
- 1/2-inch schedule 80 vertical coil assembly
- Powder coated steel frame assembly with fork truck accessible base
- 12-foot x 3/4-inch jumper hose to hook up to existing pressure washer
- ETL Certified – US and Canada



HOM-3506-1E10

Exclusive
Dealer
Product

MODEL NUMBER	PSI	GPM	ELECTRICAL	SHIP WT.	NET WT.	LIST PRICE
HOM-3506-1E10	3500	6.0	115V, 1Ø, 3.2A	450 lb.	330 lb.	\$4,544.00

OPTION:

PART NUMBER	DESCRIPTION	FITS MODEL	LIST PRICE
HX-0116	Stainless-steel coil wrap – Converts power coated coil wrap to stainless-steel material	HOM-3506-1E10	\$429.00

Exclusive
Dealer
Product

Heater Module

Natural Gas/LP – HGM Series

- Electronic ignition with standing pilot
- Incoming power 120V, 1Ø
- Natural gas or LP-gas (vapor only) natural draft with aspirating-type burner; 10-inch stack (12-inch stack on HGM-3508-1E10)
- ½-inch schedule 80 vertical coil assembly
- Draft diverter
- Powder coated steel frame assembly with fork truck accessible base
- 12-foot x ¾-inch jumper hose to hook up to existing pressure washer (½-inch jumper hose on HGM-3508-1E10)
- ETL Certified – US and Canada



HGM-3506-0E10 shown with DC-2004-WSE2G and stainless-steel wall mounting bracket option, AW-9501-0000

MODEL NUMBER	PSI	GPM	ELECTRICAL	SHIP WT.	NET WT.	LIST PRICE
HGM-3506-0E10	3500	6.0	115V, 1Ø, 3.2A	466 lb.	346 lb.	\$5,520.00
HGM-3508-1E10	3500	8.0	115V, 1Ø, 2.0A	767 lb.	707 lb.	\$8,689.00

OPTIONS:

PART NUMBER	DESCRIPTION	FITS MODELS	LIST PRICE
HX-0105	Liquid propane (vapor only) – Converts natural gas heater module to operate on liquid propane (vapor only)	HGM-3506-0E10	\$128.00
HX-0116	Stainless-steel coil wrap – Converts powder coated coil wrap to stainless-steel material	HGM-3506-0E10	\$429.00
HX-0129	460V incoming power – When 460V of power is available	All models	\$46.00
HX-0177	575V incoming power – When 575V of power is available	All models	\$259.00
HX-0180	Liquid propane (vapor only) – Converts natural gas heater module to operate on liquid propane (vapor only)	HGM-3508-1E10	\$123.00
HX-0188	Stainless-steel coil wrap – Converts powder coated coil wrap to stainless-steel material	HGM-3508-1E10	\$758.00
HX-0215	230V incoming power – When 230V of power is available	All models	No charge

Hot Water Mini Trailer-Mount Pressure Washers

Gasoline – Belt Drive

- Belt drive triplex piston pump with ceramic plungers
- Adjustable pressure unloader
- Remote engine start and choke
- 12V electric start – battery not included
- Reinforced powder coated steel frame
- Locking rear storage area – 2.875 cubic feet
- Sealed LED lights
- 2-inch ball hitch
- ½-inch schedule 80 pipe-coil with 4-pancake heat exchanger
- 12V Beckett burner
- Removable safety flag for transportation and guidance when backing up
- Recommended maximum speed is 65 mph
- DOT approved
- 50-foot x ¾-inch steel wire-braided high pressure hose with quick connects
- 3 year limited Honda and Vanguard engine warranties



HMT-4004-OMGH shown with optional adjustable trailer coupler hitch, TX-0010

MODEL NUMBER	PSI	GPM	DISPLACEMENT/ENGINE	PUMP	BRAKES	TIRES	AXLE	GROSS VEHICLE WT.	LIST PRICE
HMT-4004-OMGH	4000	3.7	389cc Honda GX390 OHV*	General	Caster*	(2) 4.80-8 8-inch bias ply	1,000 lb.	1,000 lb.	\$16,439.00
HMT-4004-OMGV	4000	3.7	408cc Vanguard OHV	General	Caster*	(2) 4.80-8 8-inch bias ply	1,000 lb.	1,000 lb.	\$16,575.00

*49 state engine. Not for sale in California.

*Use when unhitched.

ACCESSORIES:

PART NUMBER	DESCRIPTION	FITS MODELS	LIST PRICE
15-0160	75-foot x ¾-inch hose – 4500-PSI rated, R2, for use with hose reel, TX-0020	All models	\$446.20
15-0161	100-foot x ¾-inch hose – 4500-PSI rated, R2, for use with hose reel, TX-0020	All models	\$583.20
20-1366A52	Black powder coated rain cap, octagonal – Protects boiler from moisture build-up when unit is left outside	All models	\$111.30
AW-8400-0021	Low pressure detergent injector – Allows the user to apply the recommended detergents	All models	\$107.00

OPTIONS:

PART NUMBER	DESCRIPTION	FITS MODELS	LIST PRICE
TX-0010	Adjustable trailer coupler hitch, 2-inch – Replaces the standard 2-inch ball hitch with a heavy-duty, 2-inch trailer hitch with pin-style fastener trailer coupler and hinged ball socket	All models	\$416.00
TX-0020	High pressure hose reel – 12-inch hose reel, 100-foot maximum hose length	All models	\$1,006.00

These customizable trailers are ideal for cleaning at remote jobsites. Pair with an industrial pressure washer, hose reel and accessories and you will have everything you need.

- Jack with pad
- 2-inch ball hitch
- Rubber mounted sealed lights
- Tanks are enclosed in a powder coated steel frame
- Will fit all Mi-T-M belt-driven pressure washers*
- $\frac{3}{16}$ -inch solid steel trailer deck plate
- Aluminum treadplate steps for access to water tank

*Pressure washers sold separately.



AW-9000-0005 single-axle trailer shown with HVS-3505-1H6G hot water pressure washer, hose reels and industrial water supply hose, 15-0006 (available as accessories)



AW-9000-0003 dual-axle trailer shown with HVS-3505-1H6G hot water pressure washer, hose reels and industrial water supply hose, 15-0006 (available as accessories)

SINGLE-AXLE TRAILERS

MODEL NUMBER	WATER TANK	BRAKES	TIRES	AXLE	ANGLE FRAME	GROSS VEHICLE WT.	LIST PRICE
AW-9000-0005	(1) 200-gallon	Surge	(2) ST205-75R 15in. radial	(1) 3,500 lb.	3x4.25in.	3,500 lb.	\$17,120.00
AW-9000-0006	(1) 200-gallon	Electric	(2) ST205-75R 15in. radial	(1) 3,500 lb.	3x4.25in.	3,500 lb.	\$13,543.00
AW-9000-0007	(1) 200-gallon	None	(2) ST205-75R 15in. radial	(1) 3,500 lb.	3x4.25in.	3,500 lb.	\$14,846.00

DUAL-AXLE TRAILERS

MODEL NUMBER	WATER TANK	BRAKES	TIRES	AXLE	STORAGE AREA	ANGLE FRAME	GROSS VEHICLE WT.	LIST PRICE
AW-9000-0003	(2) 200-gallon	Surge	(4) ST205-75R 15in.	(2) 3,500 lb.	5ft.x4ft.x12in.	3x4.25in.	7,000 lb.	\$25,981.00
AW-9000-0004	(2) 200-gallon	Electric	(4) ST205-75R 15in.	(2) 3,500 lb.	5ft.x4ft.x12in.	3x4.25in.	7,000 lb.	\$24,262.00
AW-9000-0008	(1) 200-gallon	Surge	(4) ST205-75R 15in.	(2) 3,500 lb.	None	3x4.25in.	7,000 lb.	\$21,347.00

Trailer-Mount Pressure Washers

Single and Dual-Axle Trailers

ACCESSORIES:

PART NUMBER	DESCRIPTION	LIST PRICE
15-0159	Jumper hose – 40-inch x 3/4-inch hose, black, 4500-PSI	\$44.90
13-0179A18	Mounting bracket – Mounts hose reel to trailer	\$153.00
50-0195	High pressure hose reel, 13-inch – 150-foot maximum hose length, rated for units up to 4000-PSI	\$1,328.90
50-0196	High pressure hose reel, 16-inch – 200-foot maximum hose length, rated for units up to 4000-PSI	\$1,323.00

OPTIONS:

PART NUMBER	DESCRIPTION	LIST PRICE
TX-0001	High pressure hose reel, 13-inch – Includes jumper hose and mounting bracket	\$1,114.00
TX-0002	High pressure hose reel, 16-inch – Includes jumper hose and mounting bracket	\$1,191.00
TX-0003	Low pressure hose reel, 16-inch – Includes mounting bracket and plumbing; for AW-9000-0003 and AW-9000-0004 trailers	\$1,285.00
TX-0013	Low pressure hose reel, 16-inch – Includes mounting bracket and plumbing; for AW-9000-0005, AW-9000-0006, AW-9000-0007 and AW-9000-0008 trailers	\$1,299.00
TX-0004	Trailer tank bypass – Removes the float system, while adding the necessary plumbing; water bypasses back to water tank; for AW-9000-0003 and AW-9000-0004 trailers with HDS Series pressure washer	No charge
TX-0005	Trailer tank bypass – Removes the float system, while adding the necessary plumbing; water bypasses back to water tank; for AW-9000-0003 and AW-9000-0004 trailers with HVS or HDC Series pressure washer	No charge
TX-0006	Trailer tank bypass – Removes the float system, while adding the necessary plumbing; water bypasses back to water tank; for AW-9000-0005, AW-9000-0006, AW-9000-0007 and AW-9000-0008 trailers with HDS Series pressure washer	No charge
TX-0007	Trailer tank bypass – Removes the float system, while adding the necessary plumbing; water bypasses back to water tank; for AW-9000-0005, AW-9000-0006, AW-9000-0007 and AW-9000-0008 trailers with HVS or HDC Series pressure washer	No charge
TX-0009	Adjustable trailer coupler hitch, 2-inch – Replaces the standard 2-inch ball hitch with a heavy-duty, 2-inch trailer hitch with pin-style fastener trailer coupler and hinged ball socket; for AW-9000-0004, AW-9000-0006 and AW-9000-0007 trailers	\$491.00
TX-0010	Adjustable trailer coupler hitch, 2-inch – Replaces the standard 2-inch ball hitch with a heavy-duty, 2-inch trailer hitch with pin-style fastener trailer coupler and hinged ball socket; for AW-9000-0003, AW-9000-0005 and AW-9000-0008 trailers	\$416.00
TX-0011	Backflow preventer – Adds a backflow preventer to trailers that have the TX-0003 or TX-0013 low pressure hose reel option; mounts to hose reel; required on trailer units in California	\$329.00
TX-0012	Backflow preventer – Adds a backflow preventer to AW-9000-0005, AW-9000-0006, AW-9000-0007 and AW-9000-0008 trailers that do not have the TX-0013 low pressure hose reel option; mounts to inlet plumbing on trailer; required on trailer units in California	\$376.00
TX-0014	Deluxe trailer option – Adds a ball valve, trailer tank bypass and low pressure hose reel; for AW-9000-0003 and AW-9000-0004 trailers with HVS or HDC Series pressure washer	\$1,690.00
TX-0015	Deluxe trailer option – Adds a ball valve, trailer tank bypass and low pressure hose reel; for AW-9000-0003 and AW-9000-0004 trailers with HDS Series pressure washer	\$1,366.00
TX-0016	Deluxe trailer option – Adds a ball valve, trailer tank bypass and low pressure hose reel; for AW-9000-0005, AW-9000-0006, AW-9000-0007 and AW-9000-0008 trailers with HVS or HDC Series pressure washer	\$1,617.00
TX-0017	Deluxe trailer option – Adds a ball valve, trailer tank bypass and low pressure hose reel; for AW-9000-0005, AW-9000-0006, AW-9000-0007 and AW-9000-0008 trailers with HDS Series pressure washer	\$1,279.00
TX-0018	Lunette ring hitch, 3-inch – Replaces the standard 2-inch ball hitch with a 3-inch integrated lunette ring for use with pintle hitches; used on AW-9000-0006 and AW-9000-0007 trailers	\$317.00
TX-0019	Lunette ring hitch, 3-inch – Replaces the standard 2-inch ball hitch with a 3-inch integrated lunette ring for use with pintle hitches; used on AW-9000-0003, AW-9000-0004 and AW-9000-0008 trailers	\$256.00



AW-9000-0003 dual-axle trailer shown with HVS-3505-1H6G hot water pressure washer

PWR Series

The Portable Water Recovery Series captures, filters and recycles wash water for reuse or proper disposal on and off jobsites.

- 1/3 HP transfer pump
- Oil absorbing boom/stick
- Vacuum tank drain
- 3-stage vacuum motor
- Stainless-steel suction head
- Cam lock fittings
- 50-foot vacuum hose
- 55-gallon tank capacity
- 20-foot water berm
- 1 year limited motor warranty



PWR-10-OME1 shown with water berm, dual filter option, WX-0109 and wheel kit option, WX-0106 (WX options not included with standard PWR unit)

MODEL NUMBER	VACUUM MOTOR	TANK CAPACITY	FILTER PUMP	WATER BERM	SHIP WT.	NET WT.	LIST PRICE
PWR-10-OME1	3-stage, 1500W, 12.5A full load	55-gallons	1/3 HP, 8.0A, 120VAC, 60Hz, 1Ø	6in.x20ft.	340 lb.	290 lb.	\$4,393.00

ACCESSORIES:

PART NUMBER	DESCRIPTION	LIST PRICE
19-0216	30-micron poly filter – 20-inch, pleated	\$170.80
19-0302	10-micron cartridge filter – 20-inch	\$65.80
21-0306	Stainless-steel suction head	\$276.10
33-0520	Water berm – 6-inch x 20-foot	\$496.80
33-0529	Oil absorbing boom – Oil sock for inside of tank	\$24.30
855-0057	50-foot x 1½-inch vacuum hose – Can have up to 100-foot of extension hose	\$266.50

OPTIONS:

PART NUMBER	DESCRIPTION	LIST PRICE
TX-0010	Adjustable trailer coupler hitch, 2-inch – Replaces the standard 2-inch ball hitch with a heavy-duty, 2-inch trailer hitch with pin-style fastener trailer coupler and hinged ball socket; for AW-9000-0010 trailer package.	\$416.00
TX-0019	Lunette ring hitch, 3-inch – Replaces the standard 2-inch ball hitch with a 3-inch integrated lunette ring for use with pintle hitches; for AW-9000-0010 trailer package.	\$256.00
WX-0106	Wheel kit – Includes two flat-free tires, powder coated steel frame and handle	\$411.00
WX-0109	Dual filters – Uses 30-micron filter #19-0216 and 10-micron filter #19-0302. Includes one set of filters installed in housings and one set of replacement filters.	\$1,421.00
WX-0129	Dual filters for PWR-10-OME1 trailer-mount package – Uses 30-micron filter #19-0216 and 10-micron filter #19-0302. Includes one set of filters installed in housings and one set of replacement filters.	\$1,578.00

PWR SERIES TRAILER PACKAGE, INCLUDES:

PART NUMBER	DESCRIPTION	LIST PRICE
AW-9000-0010	Portable water recovery trailer – Includes 5-foot x 8½-foot dual-axle trailer with 200-gallon water tank, 50-foot inlet garden hose with hose reel and 100-foot high pressure hose with hose reel.	\$25,680.00
PWR-10-OME1 with WX-0129	PWR Series for trailer – Includes PWR-10-OME1, 2 cartridge filters (30 and 10-micron and set of replacement filters) and automatic discharge to outlet valve for reuse or discharge, mounts to AW-9000-0010 trailer.	Consult factory
HVS-3505-1H6G with HX-0252	Hot water pressure washer – Includes HVS-3505-1H6G hot water pressure washer, trailer tank feed, 80-mesh inlet Y-strainer and generator wired for burner and PWR-10-OME1 with dual filters option, WX-0129.	Consult factory
HDS-3505-1H6G with HX-0253	Hot water pressure washer – Includes HDS-3505-1H6G hot water pressure washer, trailer tank feed, 80-mesh inlet Y-strainer, stainless-steel coil wrap and control panel, generator wired for burner and PWR-10-OME1 with dual filters option, WX-0129.	Consult factory

Water Trailers

These water trailers are equipped with a 510-gallon water tank, rear spray, hose hook-ups and more. They are ideal for dust control, parking lot cleaning and water transportation.

- 510-gallon elliptical low profile 3/4-inch thick polyethylene
- Easy-to-operate butterfly brass valves
- 1½-inch fire hose hook-up with 50-foot x 1½-inch hose and fog nozzle
- Break-away hydrant fill with 25-foot x 2½-inch hose
- Dual rear spray heads
- 2-inch ball hitch
- DOT approved
- 2-inch suction and discharge semi-trash pump that handles solids up to 3/4-inch diameter
- 3 year limited Honda and Mi-T-M engine warranties



MODEL NUMBER	DISPLACEMENT/ENGINE	PUMP	TIRES	AXLES	TRAILER WT. (EMPTY)	TRAILER WT. (LOADED)	LIST PRICE
MWT-0510-2MHD	118cc Honda GX120 OHV	2in. semi-trash	(4) ST225-75 15-inch	(2) 3,500 lb. tandem with hydraulic surge brakes	1,580 lb.	5,900 lb.	\$26,598.00
MWT-0510-2MMD	212cc Mi-T-M OHV	2in. semi-trash	(4) ST225-75 15-inch	(2) 3,500 lb. tandem with hydraulic surge brakes	1,580 lb.	5,900 lb.	\$26,000.00

OPTIONS:

PART NUMBER	DESCRIPTION	FITS MODELS	LIST PRICE
TX-0008	Hard suction option – Allows you to draw water from an auxiliary source (pond, water pit, etc.). The fire hose is designed to be used with pressurized water and lays flat for easy storage.	All models	\$1,498.00
TX-0010	Adjustable trailer coupler hitch, 2-inch – Replaces the standard 2-inch ball hitch with a heavy-duty, 2-inch trailer hitch with pin-style fastener trailer coupler and hinged ball socket	All models	\$416.00
TX-0019	Lunette ring hitch, 3-inch – Replaces the standard 2-inch ball hitch with a 3-inch integrated lunette ring for use with pintle hitches	All models	\$256.00



ChoreMaster® Series

Electric – Hand Carry/Portable – Direct Drive

- Direct drive triplex ceramic piston pump
- Totally enclosed fan-cooled electric motor
- 35-foot power cord with GFCI and 15-amp plug
- Oil drain, fill port and sight glass
- Powder coated steel mounting plate with center balanced lift and four rubber isolators (CM-1400-1MEH)
- Powder coated steel frame with upright tilt back design and two rubber isolators (CM-1400-0MEC)
- Variable high/low pressure nozzle with adjustable spray pattern, 0-60° (CM-1400-1MEH)
- Quick connect nozzles – 0°, 15°, 25° and 40° (CM-1400-0MEC)
- 25-foot x 3/8-inch non-marking high pressure hose
- Two-piece, 36-inch lance with insulated trigger gun
- 1 year limited electric motor warranty
- CSA Certified – US and Canada



CM-1400-0MEC

USAGE	RESIDENTIAL/COMMERCIAL	RESIDENTIAL/COMMERCIAL
MODEL NUMBER	CM-1400-1MEH	CM-1400-0MEC
TYPE	Hand carry	Cart-mount
PSI	1400	1400
GPM	1.5	1.5
HORSEPOWER/MOTOR	1.5 HP, 120V, 1Ø, 13.5A	1.5 HP, 120V, 1Ø, 13.5A
PUMP	Triplex crankshaft	Triplex crankshaft
SHIP WT.	52 lb.	65 lb.
NET WT.	45 lb.	54 lb.
LIST PRICE	\$925.00	\$1,192.00

ACCESSORY:

PART NUMBER	DESCRIPTION	FITS MODELS	LIST PRICE
AW-0018-0364	Rotating nozzle with wand – Increase your cleaning power and decrease your cleaning time, 0° spray with 25° coverage	All models	\$170.00

ChoreMaster® Series

Gasoline – Portable – Vertical – Direct Drive

- Direct drive axial piston pump with aluminum manifold
- Removable powder coated steel handle
- Welded frame reinforcement
- 12-inch semi-pneumatic tires
- Detergent tank (CV-2600-4MMC)
- Quick connect nozzles – 15°, 25° and detergent nozzle
- 30-foot x ¼-inch nylon-braided high pressure hose
- Two-piece, 36-inch lance with insulated trigger gun
- 1 year limited Mi-T-M engine warranty



CV-2600-3MMC

USAGE	RESIDENTIAL	RESIDENTIAL
MODEL NUMBER	CV-2600-3MMC	CV-2600-4MMC
PSI	2600	2600
GPM	2.2	2.2
DISPLACEMENT/ENGINE	170cc Mi-T-M OHV	170cc Mi-T-M OHV
PUMP	AR, axial	AR, axial
SHIP WT.	68 lb.	68 lb.
NET WT.	61 lb.	61 lb.
LIST PRICE	\$847.00	\$858.00

ChoreMaster® Series

Gasoline – Portable – Horizontal – Direct Drive

- Direct drive axial piston pump with forged brass manifold
- Equipped with Mi-T-M Pressure Relief Start
- Removable powder coated steel handle
- Welded frame reinforcement
- 12-inch semi-pneumatic tires
- Detergent tank
- Quick connect nozzles – 15°, 25° and detergent nozzle
- 30-foot x ¼-inch nylon-braided high pressure hose
- Two-piece, 36-inch lance with insulated trigger gun
- 3 year limited Mi-T-M engine warranty



CM-3000-4MMC

USAGE	RESIDENTIAL/COMMERCIAL
MODEL NUMBER	CM-3000-4MMC
PSI	3000
GPM	2.3
DISPLACEMENT/ENGINE	212cc Mi-T-M OHV
PUMP	Mi-T-M, axial
SHIP WT.	84 lb.
NET WT.	74 lb.
LIST PRICE	\$1,027.00

ChoreMaster® Series

Gasoline – Portable – Direct Drive

- Direct drive axial piston pump (CM-3000-0MMB)
- Direct drive crankshaft pump (CM-3200, CM-3600 and CM-4200 models)
- Equipped with Mi-T-M Pressure Relief Start
- Powder coated steel frame
- 10-inch flat-free tires
- Quick connect nozzles – 15°, 25° and detergent nozzle
- 25-foot x 3/8-inch wire-braided high pressure hose with quick connects (50-foot on CM-3600 and CM-4200 models)
- Two-piece, 36-inch lance with insulated trigger gun
- 3 year limited Mi-T-M engine warranty



CM-3200-0MMB

USAGE	RESIDENTIAL/COMMERCIAL	COMMERCIAL	COMMERCIAL	COMMERCIAL
MODEL NUMBER	CM-3000-0MMB	CM-3200-0MMB	CM-3600-0MMB	CM-4200-0MMB
PSI	3000	3200	3600	4200
GPM	2.4	2.4	2.8	3.4
DISPLACEMENT/ ENGINE	212cc Mi-T-M OHV	212cc Mi-T-M OHV	300cc Mi-T-M OHV	420cc Mi-T-M OHV
PUMP	Mi-T-M, axial	Mi-T-M, crankshaft	AR, crankshaft	Mi-T-M, crankshaft
SHIP WT.	100 lb.	110 lb.	180 lb.	192 lb.
NET WT.	75 lb.	85 lb.	130 lb.	142 lb.
LIST PRICE	\$1,143.00	\$1,318.00	\$1,845.00	\$1,989.00

ACCESSORIES:

PART NUMBER	DESCRIPTION	FITS MODELS	LIST PRICE
15-0270	50-foot x 3/8-inch non-marking hose – Hose upgrade	CM-3200, CM-3600 & CM-4200 models	\$206.90
15-0277	25-foot x 3/8-inch wire-braided hose – Hose upgrade	CM-3200-0MMB	\$129.80
AW-0050-0176	23-foot x 3/8-inch steel-braided hose – Hose upgrade	CM-3000-0MMB	\$149.00
AW-7310-0003	Rotating nozzle – Increase your cleaning power and decrease your cleaning time, 0° spray with 25° coverage, 3.0 orifice size	CM-3000 & CM-3200 models	\$54.00
AW-7510-0003	Rotating nozzle – Increase your cleaning power and decrease your cleaning time, 0° spray with 25° coverage, 3.0 orifice size	CM-3600-0MMB	\$281.00
AW-7510-0035	Rotating nozzle – Increase your cleaning power and decrease your cleaning time, 0° spray with 25° coverage, 3.5 orifice size	CM-4200-0MMB	\$281.00

OPTIONS:

PART NUMBER	DESCRIPTION	FITS MODELS	LIST PRICE
CX-0080*	50-foot x 3/8-inch wire-braided hose – Hose upgrade	CM-3200-0MMB	\$93.00
CX-0081*	50-foot x 3/8-inch wire-braided hose – Hose upgrade	CM-3000-0MMB	\$122.00
CX-0100*	25-foot x 3/8-inch wire-braided hose – Hose upgrade	CM-3000-0MMB	\$90.00

*This hose replaces the standard hose that is included with the unit.

Work Pro® Series

Gasoline – Portable – Direct Drive

- Direct drive crankshaft pump
- Equipped with Mi-T-M Pressure Relief Start
- Powder coated steel frame
- 10-inch flat-free tires
- Quick connect nozzles – 15°, 25° and detergent nozzle
- 25-foot x 3/8-inch wire-braided high pressure hose with quick connects (WP-3200 models)
- 50-foot x 3/8-inch wire-braided high pressure hose with quick connects (WP-3600 and WP-4200 models)
- Two-piece, 36-inch lance with insulated trigger gun
- 3 year limited Honda and Kohler engine warranties



WP-3200-0MKB

USAGE	COMMERCIAL	COMMERCIAL	COMMERCIAL	COMMERCIAL	COMMERCIAL	COMMERCIAL
MODEL NUMBER	WP-3200-0MHB	WP-3200-0MKB	WP-3600-0MHB	WP-3600-0MKB	WP-4200-0MHB	WP-4200-0MKB
PSI	3200	3200	3600	3600	4200	4200
GPM	2.4	2.4	2.8	2.8	3.4	3.4
DISPLACEMENT/ ENGINE	196cc Honda GX200 OHV	208cc Kohler CH270 OHV	270cc Honda GX270 OHV ⁺	277cc Kohler CH395 OHV	389cc Honda GX390 OHV ⁺	429cc Kohler CH440 OHV
PUMP	Mi-T-M, crankshaft	Mi-T-M, crankshaft	AR, crankshaft	AR, crankshaft	Mi-T-M, crankshaft	Mi-T-M, crankshaft
SHIP WT.	110 lb.	110 lb.	180 lb.	180 lb.	192 lb.	192 lb.
NET WT.	85 lb.	85 lb.	130 lb.	130 lb.	142 lb.	142 lb.
LIST PRICE	\$1,651.00	\$1,618.00	\$2,347.00	\$2,343.00	\$2,524.00	\$2,376.00

⁺49 state engine. Not for sale in California.

ACCESSORIES:

PART NUMBER	DESCRIPTION	FITS MODELS	LIST PRICE
15-0270	50-foot x 3/8-inch non-marking hose – Hose upgrade	All models	\$206.90
15-0277	25-foot x 3/8-inch wire-braided hose – Hose upgrade	WP-3200 models	\$129.80
AW-7310-0003	Rotating nozzle – Increase your cleaning power and decrease your cleaning time, 0° spray with 25° coverage, 3.0 orifice size	WP-3200 models	\$54.00
AW-7510-0003	Rotating nozzle – Increase your cleaning power and decrease your cleaning time, 0° spray with 25° coverage, 3.0 orifice size	WP-3600 models	\$281.00
AW-7510-0035	Rotating nozzle – Increase your cleaning power and decrease your cleaning time, 0° spray with 25° coverage, 3.5 orifice size	WP-4200 models	\$281.00

OPTION:

PART NUMBER	DESCRIPTION	FITS MODELS	LIST PRICE
CX-0080*	50-foot x 3/8-inch wire-braided hose – Hose upgrade	WP-3200 models	\$93.00

*This hose replaces the standard hose that is included with the unit.

Exclusive
Dealer
Product

Aluminum Series

Electric – Hand Carry/Portable/Stationary – Direct Drive

- Direct drive triplex piston pump with ceramic plungers
- Stainless-steel and brass trapping unloader
- External bypass system protects from heat build-up
- Low speed 1750 RPM motor
- Corrosion-resistant aluminum frame, base plate and tube handles (Portable models)
- 13-inch flat-free tires (10-inch tires on DC-1502-A0E1G) (Portable models)
- Quick connect nozzles – 0°, 15°, 25° and 40°
- External downstream detergent injector with detergent nozzle
- 50-foot x 3/8-inch non-marking high pressure hose with quick connects (25-foot hose on DC-1502 models)
- 36-inch lance with rubber grip and insulated trigger gun (48-inch lance on DC-3005-A1E2G)
- 1 year limited electric motor warranty



DC-1502-H0E1G (Hand Carry)



DC-3004-A1E2G (Portable)



DC-1502-A0E1G-W (Stationary)
shown with wall mount kit option, CX-0104

HAND CARRY MODEL

MODEL NUMBER	PSI	GPM	HORSEPOWER/MOTOR	PUMP	SHIP WT.	NET WT.	LIST PRICE
DC-1502-H0E1G	1500	2.0	2.0 HP, 120V, 1Ø, 18.8A	General	125 lb.	90 lb.	\$1,880.00

PORTABLE MODELS

MODEL NUMBER	PSI	GPM	HORSEPOWER/MOTOR	PUMP	SHIP WT.	NET WT.	LIST PRICE
DC-1502-A0E1G	1500	2.0	2.0 HP, 120V, 1Ø, 18.8A	General	104 lb.	87 lb.	\$2,014.00
DC-2503-A1E2G	2500	3.2	6.0 HP, 230V, 1Ø, 24.1A	General	225 lb.	162 lb.	\$3,494.00
DC-3004-A1E2G	3000	3.9	8.0 HP, 230V, 1Ø, 30.5A	General	257 lb.	194 lb.	\$4,061.00
DC-3005-A1E2G	3000	4.8	10.0 HP, 230V, 1Ø, 40.5A	General	335 lb.	285 lb.	\$5,465.00

STATIONARY MODELS

MODEL NUMBER	PSI	GPM	HORSEPOWER/MOTOR	PUMP	SHIP WT.	NET WT.	LIST PRICE
DC-1502-A0E1G-W*	1500	2.0	2.0 HP, 120V, 1Ø, 18.8A	General	108 lb.	73 lb.	\$1,854.00
DC-2503-A1E2G-W*	2500	3.2	6.0 HP, 230V, 1Ø, 24.1A	General	181 lb.	142 lb.	\$3,258.00
DC-3004-A1E2G-W*	3000	3.9	8.0 HP, 230V, 1Ø, 30.5A	General	214 lb.	175 lb.	\$3,702.00

*Does not ship with handles or wheels, designed for wall-mount applications.

ACCESSORIES:

PART NUMBER	DESCRIPTION	FITS MODELS	LIST PRICE
18-0370	Rotating nozzle with lance – Increase your cleaning power and decrease your cleaning time, 2400-PSI rated, 1.25mm, 36-inch lance	DC-1502-H0E1G	\$119.80
50-0161	High pressure detergent injector – High pressure water mixes with detergent to clean even the heaviest build-up	DC-1502-H0E1G & DC-3005-A1E2G	\$131.60
851-0338	50-foot x 3/8-inch non-marking hose – For when you need extra hose for added mobility	DC-3005-A1E2G	\$333.80
AW-8400-0021	Low pressure detergent injector – Allows the user to apply the recommended detergents	DC-3005-A1E2G	\$107.00

OPTIONS:

PART NUMBER	DESCRIPTION	FITS MODELS	LIST PRICE
CX-0005	36-inch insulated dual lance – Has high and low pressure tips that allow you to switch to the low pressure detergent injector without having to change tips	DC-3005-A1E2G	\$244.00
CX-0030	50-foot x 3/8-inch non-marking hose – For when you need extra hose for added mobility	DC-1502 models	\$108.00
CX-0104	Wall mount kit – Provides a permanent location for your pressure washer in a shop or facility	DC-1502-A0E1G-W	\$166.00
CX-0105	Wall mount kit – Provides a permanent location for your pressure washer in a shop or facility	DC-2503-A1E2G-W & DC-3004-A1E2G-W	\$166.00

Exclusive
Dealer
Product

Aluminum Series

Gasoline – Portable – Direct Drive

- Direct drive triplex piston pump with ceramic plungers
- Stainless-steel and brass trapping unloader
- External bypass system protects from heat build-up
- Corrosion-resistant aluminum frame
- Patented vibration isolation plate
- 13-inch flat-free tires (10-inch tires on DC-2703 and DC-3003 models)
- Quick connect nozzles – 0°, 15°, 25° and 40°
- External downstream detergent injector with detergent nozzle
- 50-foot x 3/8-inch non-marking high pressure hose with quick connects
- 36-inch lance with rubber grip and insulated trigger gun (48-inch lance on DC-3504 and DC-4004 models)
- 3 year limited Honda, Kohler, Mi-T-M and Vanguard engine warranties
- ETL Certified – US (Select models, see chart)



DC-3003-A0H6A

MODEL NUMBER	PSI	GPM	DISPLACEMENT/ENGINE	PUMP	SHIP WT.	NET WT.	LIST PRICE
DC-2703-A0H6G*	2700	2.4	196cc Honda GX200 OHV	General	105 lb.	82 lb.	\$1,971.00
DC-2703-A0K6G*	2700	2.4	208cc Kohler CH270 OHV	General	108 lb.	85 lb.	\$1,939.00
DC-2703-A0H6M*	2700	2.4	196cc Honda GX200 OHV	Mi-T-M	97 lb.	74 lb.	\$1,809.00
DC-2703-A0K6M*	2700	2.4	208cc Kohler CH270 OHV	Mi-T-M	106 lb.	83 lb.	\$1,768.00
DC-2703-A0M6M	2700	2.4	212cc Mi-T-M OHV	Mi-T-M	100 lb.	73 lb.	\$1,441.00
DC-2703-A0V6M	2700	2.4	203cc Vanguard OHV	Mi-T-M	100 lb.	73 lb.	\$1,800.00
DC-3003-A0H6G*	3000	3.0	270cc Honda GX270 OHV+	General	160 lb.	111 lb.	\$2,433.00
DC-3003-A0K6G*	3000	3.0	277cc Kohler CH395 OHV	General	170 lb.	121 lb.	\$2,521.00
DC-3003-A0H6A*	3000	3.0	270cc Honda GX270 OHV+	AR	148 lb.	99 lb.	\$2,348.00
DC-3003-A0K6A*	3000	3.0	277cc Kohler CH395 OHV	AR	164 lb.	115 lb.	\$2,324.00
DC-3003-A0M6A	3000	3.0	300cc Mi-T-M OHV	AR	164 lb.	115 lb.	\$1,890.00
DC-3504-A0H6G*	3500	4.0	389cc Honda GX390 OHV+	General	175 lb.	125 lb.	\$2,710.00
DC-3504-A0K6G*	3500	4.0	429cc Kohler CH440 OHV	General	180 lb.	131 lb.	\$2,738.00
DC-3504-A0H6A*	3500	3.5	389cc Honda GX390 OHV+	AR	175 lb.	125 lb.	\$2,601.00
DC-3504-A0K6A*	3500	3.5	429cc Kohler CH440 OHV	AR	188 lb.	138 lb.	\$2,624.00
DC-3504-A0M6A	3500	3.5	420cc Mi-T-M OHV	AR	175 lb.	125 lb.	\$2,151.00
DC-4004-A0H6G*	4000	4.0	389cc Honda GX390 OHV+	General	177 lb.	128 lb.	\$2,781.00
DC-4004-A0K6G*	4000	4.0	429cc Kohler CH440 OHV	General	185 lb.	131 lb.	\$2,687.00
DC-4004-A0H6A*	4000	3.5	389cc Honda GX390 OHV+	AR	168 lb.	118 lb.	\$2,673.00
DC-4004-A0K6A*	4000	3.5	429cc Kohler CH440 OHV	AR	185 lb.	131 lb.	\$2,573.00
DC-4004-A0M6A	4000	3.5	420cc Mi-T-M OHV	AR	175 lb.	125 lb.	\$2,245.00
DC-4004-A0V6A	4000	3.5	408cc Vanguard OHV	AR	175 lb.	125 lb.	\$2,780.00

*49 state engine. Not for sale in California.

*ETL Certified – US.

ACCESSORIES:

PART NUMBER	DESCRIPTION	FITS MODELS	LIST PRICE
50-0161	High pressure detergent injector – High pressure water mixes with detergent to clean even the heaviest build-up	All models	\$131.60
851-0338	50-foot x 3/8-inch non-marking hose – For when you need extra hose for added mobility	All models	\$333.80
AW-7510-Series	Rotating nozzle – Increase your cleaning power and decrease your cleaning time, 5100-PSI rated, see page 47	All models	\$281.00
AW-8400-0021	Low pressure detergent injector – Allows the user to apply the recommended detergents	All models	\$107.00

OPTION:

PART NUMBER	DESCRIPTION	FITS MODELS	LIST PRICE
CX-0005	36-inch insulated dual lance – Has high and low pressure tips that allow you to switch to the low pressure detergent injector without having to change tips	DC-2703 & DC-3003 models	\$244.00

Aluminum Series

Gasoline – Portable – Belt Drive

Exclusive
Dealer
Product

- Belt drive triplex piston pump with ceramic plungers
- Stainless-steel and brass trapping unloader
- External bypass system protects from heat build-up
- Corrosion-resistant aluminum frame
- Patented vibration isolation plate
- 13-inch flat-free tires
- Quick connect nozzles – 0°, 15°, 25° and 40°
- External downstream detergent injector with detergent nozzle
- 50-foot x 3/8-inch non-marking high pressure hose with quick connects
- 48-inch lance with rubber grip and insulated trigger gun
- 3 year limited Honda, Kohler and Mi-T-M engine warranties
- ETL Certified – US (Select models, see chart)



DC-4004-BA0K6G

MODEL NUMBER	PSI	GPM	DISPLACEMENT/ENGINE	PUMP	SHIP WT.	NET WT.	LIST PRICE
DC-3504-BA0H6G*	3500	3.7	389cc Honda GX390 OHV ⁺	General	215 lb.	165 lb.	\$3,101.00
DC-3504-BA0K6G*	3500	3.7	429cc Kohler CH440 OHV	General	237 lb.	173 lb.	\$3,075.00
DC-3504-BA0H6A*	3500	3.7	389cc Honda GX390 OHV ⁺	AR	215 lb.	165 lb.	\$2,932.00
DC-3504-BA0K6A*	3500	3.7	429cc Kohler CH440 OHV	AR	219 lb.	155 lb.	\$2,893.00
DC-3504-BA0M6A	3500	3.7	420cc Mi-T-M OHV	AR	215 lb.	165 lb.	\$2,504.00
DC-4004-BA0H6G*	4000	3.5	389cc Honda GX390 OHV ⁺	General	223 lb.	159 lb.	\$3,168.00
DC-4004-BA0K6G*	4000	3.5	429cc Kohler CH440 OHV	General	219 lb.	173 lb.	\$3,092.00
DC-4004-BA0H6A*	4000	3.5	389cc Honda GX390 OHV ⁺	AR	207 lb.	143 lb.	\$3,004.00
DC-4004-BA0K6A*	4000	3.5	429cc Kohler CH440 OHV	AR	215 lb.	155 lb.	\$2,921.00
DC-4004-BA0M6A	4000	3.5	420cc Mi-T-M OHV	AR	215 lb.	165 lb.	\$2,576.00

*49 state engine. Not for sale in California.

*ETL Certified – US.

ACCESSORIES:

PART NUMBER	DESCRIPTION	FITS MODELS	LIST PRICE
50-0161	High pressure detergent injector – High pressure water mixes with detergent to clean even the heaviest build-up	All models	\$131.60
851-0338	50-foot x 3/8-inch non-marking hose – For when you need extra hose for added mobility	All models	\$333.80
AW-7510-0035	Rotating nozzle – Increase your cleaning power and decrease your cleaning time, 5100-PSI rated, 3.5 orifice	All models	\$281.00
AW-8400-0021	Low pressure detergent injector – Allows the user to apply the recommended detergents	All models	\$107.00

Pressure Washer Mister Combinations

Electric – Hand Carry/Portable – Direct Drive

- Direct drive triplex crankshaft pump
- External bypass system protects from heat build-up (CM-1400-OMECDM)
- Built-in low pressure detergent injector for pressure washer use only
- Totally enclosed fan-cooled electric motor
- 35-foot power cord with GFCI and 15-amp plug
- Oil drain, fill port and sight glass
- Powder coated frame
- Misting valve
- Quick connect nozzles – 15°, 25°, detergent and misting nozzles
- 75-foot x 1/4-inch non-marking high pressure hose with quick connect nozzles
- Two-piece, 36-inch lance with insulated trigger gun
- Additional trigger gun with misting nozzle
- 1 year limited electric motor warranty



CM-1400-OMECDM

HAND CARRY MODEL

MODEL NUMBER	PRESSURE WASHER MODE		MISTER MODE		HORSEPOWER/MOTOR	PUMP	SHIP WT.	NET WT.	LIST PRICE
	PSI	GPM	PSI	FLOW (GPM / GPH)					
CM-1400-1MEH-M	1400	1.5	350	.049 / 2.93	1.5 HP, 120V, 1Ø, 13.5A	Triplex crankshaft	52 lb.	45 lb.	\$1,364.00

CART-MOUNT MODELS

MODEL NUMBER	PRESSURE WASHER MODE		MISTER MODE		HORSEPOWER/MOTOR	PUMP	SHIP WT.	NET WT.	LIST PRICE
	PSI	GPM	PSI	FLOW (GPM / GPH)					
CM-1400-OMECDM	1400	1.5	350	.049 / 2.93	1.5 HP, 120V, 1Ø, 13.5A	Triplex crankshaft	110 lb.	85 lb.	\$1,675.00
CM-1400-OMECDM*	1400	1.5	350	.049 / 2.93	1.5 HP, 120V, 1Ø, 13.5A	Triplex crankshaft	136 lb.	102 lb.	\$2,178.00

*Deluxe model includes external bypass system, hose reel, 5-gallon plastic bucket and two front caster wheels.

ACCESSORIES:

PART NUMBER	DESCRIPTION	FITS MODELS	LIST PRICE
15-0392	75-foot x 1/4-inch non-marking hose – For when you need extra hose for added mobility	All models	\$210.40
851-0431	Dual gun adapter	All models	\$62.10
851-0432	Trigger gun with misting nozzle	All models	\$123.10
851-0435	Bucket kit – Includes 5-gallon plastic bucket, 5-foot supply hose, mounting bracket and hardware	CM-1400-OMECDM	\$187.30
851-0436	Caster wheel kit – Includes two caster wheels, two 12-inch tires and hardware	CM-1400-OMECDM	\$146.60
AW-3100-0001	Dual gun accessory kit – Includes dual gun adapter, trigger gun with misting nozzle and 75-foot non-marking hose	All models	\$384.00
AW-3100-0002	5-foot supply hose – Supplies mister with disinfectant	All models	\$70.00
AW-3100-0003	Quick connect misting nozzle – Attaches to 36-inch lance for misting hard to reach areas	All models	\$51.00
AW-3100-0004	Hose reel kit – Includes hose reel, jumper hose, mounting bracket and hardware	CM-1400-OMECDM	\$423.00

Premium Series

Electric – Portable – Belt Drive

- Belt drive triplex piston pump with ceramic plungers
- External bypass system protects from heat build-up
- Factory preset unloader (DC-4004-W1E3G features Mi-T-M unloader)
- Water filter with clear sleeve for screen inspection
- Totally enclosed fan-cooled electric motor
- 10-foot power cord
- Powder coated steel frame
- Totally enclosed belt guard
- 13-inch flat-free tires
- Heavy-duty dual cogged belt drive system
- Quick connect nozzles – 0°, 15°, 25° and 40°
- 50-foot x 3/8-inch non-marking high pressure hose with quick connects
- 36-inch lance with rubber grip and insulated trigger gun (48-inch lance on DC-4004-W1E3G and DC-5004-W0E3G)
- 1 year limited electric motor warranty



DC-4004-W1E3G

MODEL NUMBER	PSI	GPM	HORSEPOWER/MOTOR	PUMP	SHIP WT.	NET WT.	LIST PRICE
DC-2405-W4E2G	2400	4.6	7.5 HP, 230V, 1Ø, 32.0A	General	345 lb.	333 lb.	\$5,777.00
DC-2405-W4E3G*	2400	4.6	8.0 HP, 230V, 3Ø, 20.0A or 8.0 HP, 460V, 3Ø, 10.0A	General	355 lb.	343 lb.	\$5,045.00
DC-3004-W4E2G	3000	3.5	7.5 HP, 230V, 1Ø, 32.0A	General	350 lb.	338 lb.	\$5,777.00
DC-3004-W4E3G*	3000	3.5	8.0 HP, 230V, 3Ø, 20.0A or 8.0 HP, 460V, 3Ø, 10.0A	General	403 lb.	301 lb.	\$4,987.00
DC-3005-W0E2G	3000	4.8	10.0 HP, 230V, 1Ø, 41.5A	General	470 lb.	396 lb.	\$6,308.00
DC-3005-W0E3G*	3000	4.8	10.0 HP, 230V, 3Ø, 26.0A or 10.0 HP, 460V, 3Ø, 13.0A	General	450 lb.	376 lb.	\$6,364.00
DC-4004-W1E3G*	4000	3.9	15.0 HP, 230V, 3Ø, 40.0A or 15.0 HP, 460V, 3Ø, 20.0A	General	505 lb.	431 lb.	\$7,488.00
DC-5004-W0E3G*	5000	4.0	15.0 HP, 230V, 3Ø, 40.0A or 15.0 HP, 460V, 3Ø, 20.0A	General	505 lb.	431 lb.	\$8,729.00

*460V motors available as options.

ACCESSORIES:

PART NUMBER	DESCRIPTION	FITS MODELS	LIST PRICE
50-0161	High pressure detergent injector – High pressure water mixes with detergent to clean even the heaviest build-up	All models	\$131.60
851-0317	50-foot x 3/8-inch non-marking hose – For when you need extra hose for added mobility	DC-5004-W0E3G	\$421.60
851-0338	50-foot x 3/8-inch non-marking hose – For when you need extra hose for added mobility	2400 to 4000-PSI models	\$333.80
AW-7510-Series	Rotating nozzle – Increase your cleaning power and decrease your cleaning time, 0° spray with 25° coverage, see page 47	All models	\$281.00
AW-8400-0021	Low pressure detergent injector – Allows the user to apply the recommended detergents	All models	\$107.00

OPTIONS:

PART NUMBER	DESCRIPTION	FITS MODELS	LIST PRICE
CX-0005	36-inch insulated dual lance – Has high and low pressure tips that allow you to switch to the low pressure detergent injector without having to change tips	2400 to 3000-PSI models	\$244.00
CX-0003	460V on 8.0-HP, 3Ø models – When 460V of power is available	DC-2405-W4E3G & DC-3004-W4E3G	No charge
CX-0062	460V on 10.0-HP, 3Ø models – When 460V of power is available	DC-3005-W0E3G	No charge
CX-0057	460V on 15.0-HP, 3Ø models – When 460V of power is available	DC-4004-W1E3G & DC-5004-W0E3G	No charge
CX-0093	Stationary option – This option will remove the existing tall handle and tires, which will be replaced with a short handle and rubber feet for stationary applications	DC-2405 & DC-3004 models	No charge
CX-0094	Stationary option – This option will remove the existing tall handle and tires, which will be replaced with a short handle and rubber feet for stationary applications	DC-3005, DC-4004 & DC-5004 models	No charge

CAW Aluminum Series

Electric – Wall-Mount – Direct Drive

- Direct drive triplex piston pump with ceramic plungers
- Stainless-steel and brass trapping unloader
- Pump accepts incoming water up to 165°F (175°F on CAW-4004-OME1)
- Totally enclosed fan-cooled electric motor
- 4-foot power cord
- Aluminum frame with wall mounting brackets
- Remote mounted electrical box, must be within 3½-feet of unit
- Quick connect nozzles – 0°, 15°, 25° and 40°
- 50-foot x ¾-inch non-marking high pressure hose with quick connects
- 36-inch adjustable dual lance with insulated trigger gun (48-inch lance on CAW-4004-OME1)
- 1 year limited electric motor warranty



CAW-2004-OME1

MODEL NUMBER	PSI	GPM	HORSEPOWER/MOTOR	PUMP	SHIP WT.	NET WT.	LIST PRICE
CAW-2004-OME1	2000	3.9	6.0 HP, 230V, 1Ø, 24.1A	General	248 lb.	188 lb.	\$5,593.00
CAW-2004-OME3	2000	3.9	6.0 HP, 230V, 3Ø, 17.3A	General	223 lb.	163 lb.	\$5,467.00
CAW-3004-OME1	3000	3.9	8.0 HP, 230V, 1Ø, 34.5A	General	268 lb.	208 lb.	\$7,311.00
CAW-3004-OME3	3000	3.9	8.0 HP, 230V, 3Ø, 22.8A	General	253 lb.	193 lb.	\$5,844.00
CAW-4004-OME1	4000	4.0	10.0 HP, 230V, 1Ø, 40.8A	General	368 lb.	293 lb.	\$8,573.00

ACCESSORY:

PART NUMBER	DESCRIPTION	FITS MODELS	LIST PRICE
851-0338	50-foot x ¾-inch non-marking hose – For when you need extra hose for added mobility	All models	\$333.80

OPTIONS:

PART NUMBER	DESCRIPTION	FITS MODELS	LIST PRICE
CX-0078	Remote box – Adds plastic control box with rocker switches, can be mounted away from unit to control on/off	All models	\$259.00
CX-0109	Additional remotes, up to 3 qty. – Additional plastic control boxes with rocker switches, can be added to unit after the first remote is installed; requires remote box option, CX-0078	All models	\$285.00
CX-0110	460V on 6.0-HP, 3Ø model – When 460V of power is available	CAW-2004-OME3	\$36.30
CX-0111	460V on 8.0-HP, 3Ø model – When 460V of power is available	CAW-3004-OME3	No charge
CX-0112	Auto start/stop – When trigger gun is released timer will turn unit off; when trigger gun is pulled, unit will restart	All models	\$149.00

Premium Series

Electric – Stationary – Belt Drive

- Belt drive triplex piston pump with ceramic plungers
- Factory preset stainless-steel and brass unloader
- Pump accepts incoming water up to 165°F
- Open drip-proof electric motor
- 4-foot power cord with GFCI
- Dual cogged belt drive system
- Time delay shutdown
- Stainless-steel cabinet design with removable panel
- Quick connect nozzles – 0°, 15°, 25° and 40°
- 50-foot x 3/8-inch non-marking high pressure hose with quick connects
- Adjustable dual lance with insulated trigger gun
- 1 year limited electric motor warranty
- ETL Certified – US



DC-2004-WSE2G



DC-2004-WSE2G shown with stainless-steel wall mounting bracket, AW-9501-0000

MODEL NUMBER	PSI	GPM	HORSEPOWER/MOTOR	PUMP	SHIP WT.	NET WT.	LIST PRICE
DC-1003-WSE1G	1000	2.5	2.0 HP, 120V, 1Ø, 18.8A	General	222 lb.	172 lb.	\$4,627.00
DC-2004-WSE2G [^]	2000	3.9	6.0 HP, 230V, 1Ø, 25.5A	General	272 lb.	214 lb.	\$5,563.00
DC-2004-WSE3G ^{^*}	2000	3.9	6.0 HP, 230V, 3Ø, 17.3A	General	262 lb.	204 lb.	\$5,563.00
DC-3004-WSE2G	3000	3.9	8.0 HP, 230V, 1Ø, 37.0A	General	359 lb.	301 lb.	\$7,250.00
DC-3004-WSE3G [*]	3000	3.9	8.0 HP, 230V, 3Ø, 20.6A	General	292 lb.	234 lb.	\$5,814.00
DC-3005-WSE3G [*]	3000	4.8	10.0 HP, 230V, 3Ø, 26.2A	General	297 lb.	241 lb.	\$6,300.00

[^]208V motors available as options.
^{*}460V motors available as options.

ACCESSORIES:

PART NUMBER	DESCRIPTION	FITS MODELS	LIST PRICE
AW-9501-0000	Stainless-steel wall mounting bracket – Provides a permanent location for your pressure washer in a shop or plant facility	All models	\$1,372.00
AW-9502-0000	Powder coated steel wall mounting bracket, front-mount – Provides a permanent location for your pressure washer in a shop or plant facility	All models	\$578.00
AW-9502-0001	Powder coated steel floor stand; can be modified to hold up to 2 units – Provides a permanent location for your pressure washer in a shop or plant facility	All models	\$943.00
AW-9502-0003	Powder coated steel wall mounting bracket; side-mount – Provides a permanent location for your pressure washer in a shop or plant facility	All models	\$703.00

OPTIONS:

PART NUMBER	DESCRIPTION	FITS MODELS	LIST PRICE
CX-0069	Auto start/stop – When trigger gun is released timer will turn unit off; when trigger gun is pulled, unit will restart	All models	\$158.00
CX-0076	460V on 6.0-HP, 3Ø model – When 460V of power is available	DC-2004-WSE3G	\$33.00
CX-0077	460V on 8.0-HP, 3Ø model – When 460V of power is available	DC-3004-WSE3G	No charge
CX-0078	Remote box – Adds plastic control box with rocker switches, can be mounted away from unit to control on/off	All models	\$259.00
CX-0096	Hour meter – Displays the number of hours unit has been in operation	All models	\$128.00
CX-0109	Additional remotes, up to 3 qty. – Additional plastic control boxes with rocker switches, can be added to unit after the first remote is installed; requires remote box option, CX-0078	All models	\$285.00
CX-0114	Remote box – Adds metal control box with push-buttons, can be mounted away from unit to control on/off	All models	\$406.00
CX-0115	Additional remotes, up to 3 qty. – Additional metal control boxes with push-buttons, can be added to unit after the first remote is installed; requires remote box option, CX-0114	All models	\$406.00
CX-0119	208V on 6.0-HP, 1Ø model – When 208V of power is available	DC-2004-WSE2G	\$130.00
CX-0120	208V on 6.0-HP, 3Ø model – When 208V of power is available	DC-2004-WSE3G	\$250.00
CX-0121	460V on 10.0-HP, 3Ø model – When 460V of power is available	DC-3005-WSE3G	No charge
CX-0122 [*]	Wheel kit with 4 flat-free tires – Allows the unit to become portable	2.0 HP, 1Ø & 8.0 HP, 1Ø models	\$590.00
CX-0123 [*]	Wheel kit with 4 flat-free tires – Allows the unit to become portable	6.0 HP, 1Ø models	\$730.00
CX-0124 [*]	Wheel kit with 4 flat-free tires – Allows the unit to become portable	6.0 HP, 3Ø & 8.0 HP, 460V models	\$820.00
CX-0125 [*]	Wheel kit with 4 flat-free tires – Allows the unit to become portable	8.0 HP, 230V, 3Ø models	\$910.00
CX-0126 [*]	Wheel kit with 4 flat-free tires – Allows the unit to become portable	10.0 HP models	\$770.00

^{*}Replaces the standard 4-foot power cord with a 35-foot power cord.

Premium Series

Gasoline – Portable – Belt Drive

- Belt drive triplex piston pump with ceramic plungers
- External bypass system protects from heat build-up
- Factory preset stainless-steel and brass unloader (DC-3504 and DC-4004 models feature Mi-T-M unloader)
- Water filter with clear sleeve for screen inspection
- Heavy-duty dual cogged belt drive system
- Performance-proven engine
- Powder coated steel frame
- Two-piece belt guard
- 13-inch flat-free tires
- Quick connect nozzles – 0°, 15°, 25° and 40°
- 50-foot x 3/8-inch non-marking high pressure hose with quick connects
- 48-inch lance with rubber grip and insulated trigger gun (36-inch lance on DC-2505 and DC-3004 models)
- 3 year limited Honda, Kohler, Mi-T-M and Vanguard engine warranties
- ETL Certified – US (Honda and Vanguard engine models)



DC-4004-W5H6G

MODEL NUMBER	PSI	GPM	DISPLACEMENT/ENGINE	PUMP	SHIP WT.	NET WT.	LIST PRICE
DC-2505-W4H6G	2500	4.4	389cc Honda GX390 OHV ⁺	General	290 lb.	216 lb.	\$4,088.00
DC-3004-W4H6G	3000	3.5	389cc Honda GX390 OHV ⁺	General	290 lb.	216 lb.	\$4,316.00
DC-3504-W5H6G	3500	3.8	389cc Honda GX390 OHV ⁺	General	290 lb.	216 lb.	\$4,184.00
DC-3504-W5K6G	3500	3.8	429cc Kohler CH440 OHV	General	290 lb.	216 lb.	\$3,660.00
DC-3504-W5M6G	3500	3.8	420cc Mi-T-M OHV	General	290 lb.	216 lb.	\$3,190.00
DC-4004-W5H6G	4000	3.5	389cc Honda GX390 OHV ⁺	General	290 lb.	216 lb.	\$4,569.00
DC-4004-W5V6G	4000	4.0	480cc Vanguard OHV with electric start – battery not included	General	330 lb.	256 lb.	\$7,292.00

⁺49 state engine. Not for sale in California.

ACCESSORIES:

PART NUMBER	DESCRIPTION	FITS MODELS	LIST PRICE
50-0161	High pressure detergent injector – High pressure water mixes with detergent to clean even the heaviest build-up	All models	\$131.60
851-0338	50-foot x 3/8-inch non-marking hose – For when you need extra hose for added mobility	All models	\$333.80
AW-7510-Series	Rotating nozzle – Increase your cleaning power and decrease your cleaning time, 0° spray with 25° coverage, see page 47	All models	\$281.00
AW-8400-0021	Low pressure detergent injector – Allows the user to apply the recommended detergents	All models	\$107.00

OPTIONS:

PART NUMBER	DESCRIPTION	FITS MODELS	LIST PRICE
CX-0005	36-inch insulated dual lance – Has high and low pressure tips that allow you to switch to the low pressure detergent injector without having to change tips	DC-2505 & DC-3004 models	\$244.00
CX-0054	Roll cage – Designed to protect equipment, comes with a lifting hook, 1 1/4-inch powder coated steel tubing	All Honda, Kohler and Mi-T-M engine models	\$589.00
CX-0055	Roll cage – Designed to protect equipment, comes with a lifting hook, 1 1/4-inch powder coated steel tubing	DC-4004-W5V6G	\$575.00
CX-0113	Electric start – battery not included – For easy starting	All Honda engine models	\$1,190.00

Premium Series

Gasoline – Portable with Roll Cage – Belt Drive

- Belt drive triplex piston pump with ceramic plungers
- External bypass system protects from heat build-up
- Factory preset stainless-steel and brass unloader
- Water filter with clear sleeve for screen inspection (High capacity water filter on DC-3008-WC4H6G)
- Performance-proven engine
- Electric start – battery not included
- Powder coated steel frame with roll cage and lifting hook
- Two-piece belt guard
- 13-inch flat-free tires with locking tire brake
- 13-gallon fuel tank capacity for 9½ hour run time
- Quick connect nozzles – 0°, 15°, 25° and 40°
- 50-foot x ¾-inch high pressure hose with quick connects (DC-5000 and DC-6004 models have a non-marking hose; DC-7004 model has a black hose)
- 50-foot x ½-inch high pressure black hose with quick connects (DC-3008 model)
- 48-inch lance with rubber grip and insulated trigger gun
- 3 year limited Honda engine warranty
- ETL Certified – US (DC-5004-WC4H6A, DC-5004-WC4H6G and DC-5005-WC4H6G)



DC-5004-WC4H6A

MODEL NUMBER	PSI	GPM	DISPLACEMENT/ENGINE	PUMP	SHIP WT.	NET WT.	LIST PRICE
DC-3008-WC4H6G	3000	8.0	688cc Honda GX630 OHV	General	504 lb.	438 lb.	\$11,035.00
DC-5004-WC4H6A	5000	4.0	688cc Honda GX630 OHV	AR	499 lb.	433 lb.	\$9,856.00
DC-5004-WC4H6G	5000	4.0	688cc Honda GX630 OHV	General	515 lb.	449 lb.	\$10,386.00
DC-5005-WC4H6G	5000	5.0	688cc Honda GX630 OHV	General	515 lb.	449 lb.	\$10,711.00
DC-6004-WC4H6G	6000	3.7	688cc Honda GX630 OHV	General	515 lb.	449 lb.	\$13,154.00
DC-7004-WC4H6G	7000	3.8	688cc Honda GX690 OHV	General	515 lb.	449 lb.	\$13,974.00

ACCESSORIES:

PART NUMBER	DESCRIPTION	FITS MODELS	LIST PRICE
851-0089	50-foot x ½-inch hose – For when you need extra hose for added mobility	DC-3008-WC4H6G	\$505.60
851-0317	50-foot x ¾-inch non-marking hose – For when you need extra hose for added mobility	DC-5004, DC-5005 & DC-6004 models	\$421.60
851-0420	50-foot x ½-inch hose – For when you need extra hose for added mobility	DC-7004-WC4H6G	\$488.90
AW-7012-7004	Power broom with rotating nozzle – Rotating nozzle with two wheels for easy mobility, 3.0 orifice size	DC-7004-WC4H6G	\$1,365.00
AW-7500-0035	Rotating nozzle – Increase your cleaning power and decrease your cleaning time, 0° spray with 25° coverage, 3.5 orifice size	DC-5004 models	\$377.00
AW-7500-0045	Rotating nozzle – Increase your cleaning power and decrease your cleaning time, 0° spray with 25° coverage, 4.5 orifice size	DC-5005-WC4H6G	\$377.00
AW-0018-0374	Rotating nozzle – Increase your cleaning power and decrease your cleaning time, 0° spray with 25° coverage, 3.0 orifice size	DC-6004 & DC-7004 models	\$1,328.00

OPTION:

PART NUMBER	DESCRIPTION	FITS MODELS	LIST PRICE
CX-0118	Skid feet – Stationary applications	All models	\$63.00

Premium Series

Diesel – Portable – Belt Drive

- Belt drive triplex piston pump with ceramic plungers
- External bypass system protects from heat build-up
- Factory preset stainless-steel and brass unloader
- Water filter with clear sleeve for screen inspection
- Dual cogged belt drive system for increased belt life
- Professional Kohler diesel engine
- Powder coated steel frame
- Enclosed belt guard
- 13-inch flat-free tires
- Quick connect nozzles – 0°, 15°, 25° and 40°
- 50-foot x 3/8-inch non-marking high pressure hose with quick connects
- 36-inch lance with rubber grip and insulated trigger gun
- 3 year limited Kohler engine warranty
- ETL Certified – US



DC-3004-W0K7G

MODEL NUMBER	PSI	GPM	HORSEPOWER/ENGINE	PUMP	SHIP WT.	NET WT.	LIST PRICE
DC-3004-W0K7G	3000	3.9	9.1 HP Kohler KD440 OHV with electric start – battery not included	General	321 lb.	245 lb.	\$7,839.00

ACCESSORIES:

PART NUMBER	DESCRIPTION	FITS MODEL	LIST PRICE
50-0161	High pressure detergent injector – High pressure water mixes with detergent to clean even the heaviest build-up	DC-3004-W0K7G	\$131.60
851-0338	50-foot x 3/8-inch non-marking hose – For when you need extra hose for added mobility	DC-3004-W0K7G	\$333.80
AW-7510-0045	Rotating nozzle – Increase your cleaning power and decrease your cleaning time, 0° spray with 25° coverage, 4.5 orifice size	DC-3004-W0K7G	\$281.00
AW-8400-0021	Low pressure detergent injector – Allows the user to apply the recommended detergents	DC-3004-W0K7G	\$107.00

OPTIONS:

PART NUMBER	DESCRIPTION	FITS MODEL	LIST PRICE
CX-0005	36-inch insulated dual lance – Has high and low pressure tips that allow you to switch to the low pressure detergent injector without having to change tips	DC-3004-W0K7G	\$244.00
CX-0054	Roll cage – Designed to protect equipment, comes with a lifting hook, 1 1/4-inch powder coated steel tubing	DC-3004-W0K7G	\$589.00

Rotary Surface Cleaners



PART NUMBER	DESCRIPTION	LIST PRICE
AW-7020-8009	Rotary surface cleaner – 14-inch	\$278.00
AW-7020-8003	Rotary surface cleaner – 20-inch	\$1,107.00
AW-7020-8005	Rotary surface cleaner – 20-inch, includes shut-off ball valve, 50-0210	\$1,512.00
AW-7020-8010	Rotary surface cleaner – 20-inch, includes four casters	\$1,596.00
AW-7020-8006	Rotary surface cleaner – 24-inch, 2-nozzle spray bar	\$2,666.00
AW-7020-8007	Rotary surface cleaner – 24-inch, 3-nozzle spray bar	\$3,211.00
AW-7020-8001	Rotary surface cleaner – 28-inch	\$3,996.00

14-inch Diameter

AW-7020-8009

- 8.0-GPM water volume
- 4200-PSI rated
- Quick connects to pressure washer wand

20-inch Diameter

AW-7020-8003

- 3.0 to 5.0-GPM water volume
- 4200-PSI rated
- Heat treated sealed pressure swivel – requires no maintenance

20-inch Diameter

AW-7020-8005

- 3.0 to 5.0-GPM water volume
- 4200-PSI rated
- Heat treated sealed pressure swivel – requires no maintenance
- Includes shut-off ball valve, 50-0210

20-inch Diameter

AW-7020-8010

- 3.0 to 5.0-GPM water volume
- 4200-PSI rated
- Heat treated sealed pressure swivel – requires no maintenance
- Includes four casters

24-inch Diameter

AW-7020-8006

- 2-nozzle spray bar
- 4.0-GPM water volume
- 4200-PSI rated
- Heat treated sealed pressure swivel – requires no maintenance

24-inch Diameter

AW-7020-8007

- 3-nozzle spray bar
- 6.0-GPM water volume
- 4200-PSI rated
- Heat treated sealed pressure swivel – requires no maintenance

28-inch Diameter

AW-7020-8001

- 4.0 to 10.0-GPM water volume
- 4000-PSI rated
- Heat treated sealed pressure swivel – requires no maintenance

Shut-Off Ball Valve



- Allows the user to switch back and forth from a walk-behind rotary surface cleaner to a gun and wand while cleaning
- 4000-PSI maximum pressure
- 3/8-inch male quick connect steel plug inlet
- 3/8-inch male quick connect brass coupler outlet

PART NUMBER	DESCRIPTION	LIST PRICE
50-0210	Shut-off ball valve	\$260.30

Rotating Nozzles

- 0° spray pattern with a 25° coverage



PART NUMBER	DESCRIPTION	LIST PRICE
AW-0018-0364	Rotating nozzle with wand – 2400-PSI rated, 1.2mm orifice size, fits CM-1400-1MEH and CM-1400-0MEC models	\$170.00
AW-0018-0374	Rotating nozzle – 8700-PSI rated, 3.0 orifice size, fits DC-6004-WC4H6G and DC-7004-WC4H6G models	\$1,328.00
AW-7004-Series*	Rotating nozzle – 6000-PSI rated, multiple orifice sizes available	\$430.00
AW-7310-0003	Rotating nozzle – 3000-PSI rated, 3.0 orifice size, fits ChoreMaster and Work Pro Series	\$54.00
AW-7500-Series*	Rotating nozzle – 6000-PSI rated, multiple orifice sizes available	\$377.00
AW-7510-Series*	Rotating nozzle – 5100-PSI rated	\$281.00
AW-7510-0035	Rotating nozzle – 5100-PSI rated, 3.5 orifice size	\$281.00
AW-7510-0004	Rotating nozzle – 5100-PSI rated, 4.0 orifice size	\$281.00

*Consult factory for orifice size and repair kits.

Power Broom with Rotating Nozzle



- Attaches to pressure washer wand with quick connect fitting on power broom

PART NUMBER	DESCRIPTION	LIST PRICE
AW-7012-7004	Power broom with rotating nozzle – 7200-PSI rated, 3.0 orifice size, fits DC-7004-WC4H6G	\$1,365.00

Multi-Function Nozzles



- Six high pressure stainless-steel nozzles in one: 0°, 15°, 25° and 40° plus soap and rinse

PART NUMBER	DESCRIPTION	LIST PRICE
AW-7200-0003	Multi-function nozzle – 4200 PSI rated, 3.0 orifice size	\$60.00
AW-7200-0035	Multi-function nozzle – 4200 PSI rated, 3.5 orifice size	\$60.00
AW-7200-0004	Multi-function nozzle – 4200 PSI rated, 4.0 orifice size	\$60.00

Rotating Brush



- Natural hair bristles
- Quick connect
- Adjustable angle
- Rotating action, swivel head
- 3.0 to 6.0-GPM flow rate

PART NUMBER	DESCRIPTION	LIST PRICE
AW-7003-1500	Rotating brush	\$217.00

Detergents



All detergents are hard water stable to prevent spotting. They are environmentally friendly, biodegradable and will not harm plants.

All Purpose Cleaner

- A versatile and efficient all-around cleaner for vehicles, most surfaces and lawn equipment

Deck & House Wash

- Removes dirt and mildew from decks, homes and wooden surfaces

Heavy-Duty Degreaser

- Contains rust inhibitors to reduce corrosion
- Removes grease, oil, diesel and petroleum from all your equipment

PART NUMBER	DESCRIPTION	LIST PRICE
AW-4018-0026	All purpose cleaner – 1 gallon, 4 per case	\$23.00
AW-4018-0026-C*	All purpose cleaner – 1 gallon, 4 per case	\$35.00
AW-4018-0005	All purpose cleaner – 5 gallon	\$110.00
AW-4018-0005-C*	All purpose cleaner – 5 gallon	\$124.00
AW-4018-0055	All purpose cleaner – 55 gallon	\$1,130.00
AW-4018-0055-C*	All purpose cleaner – 55 gallon	\$1,164.00
AW-4034-0026	Deck & house wash – 1 gallon, 4 per case	\$23.00
AW-4034-0026-C*	Deck & house wash – 1 gallon, 4 per case	\$35.00
AW-4034-0005	Deck & house wash – 5 gallon	\$110.00
AW-4034-0005-C*	Deck & house wash – 5 gallon	\$124.00
AW-4034-0055	Deck & house wash – 55 gallon	\$1,130.00
AW-4034-0055-C*	Deck & house wash – 55 gallon	\$1,164.00
AW-4059-0026	Heavy-duty degreaser – 1 gallon, 4 per case	\$23.00
AW-4059-0026-C*	Heavy-duty degreaser – 1 gallon, 4 per case	\$35.00
AW-4059-0005	Heavy-duty degreaser – 5 gallon	\$110.00
AW-4059-0005-C*	Heavy-duty degreaser – 5 gallon	\$124.00
AW-4059-0055	Heavy-duty degreaser – 55 gallon	\$1,130.00
AW-4059-0055-C*	Heavy-duty degreaser – 55 gallon	\$1,164.00

*Available in Canada.

Detergent Foamer



- 1100 to 5000-PSI rated
- Adjustable flow control
- 2.0 to 5.3-GPM flow rate
- ¼-inch quick connect plug
- 37 oz. bottle capacity
- 140°F maximum operating temperature

PART NUMBER	DESCRIPTION	LIST PRICE
AW-0018-0459	Detergent foamer	\$111.00

Pump Oil



- Specially designed for pressure washer pumps
- Contains rust and corrosion additives, anti-wear additives, foam suppressant and dispersant for system cleanliness

PART NUMBER	DESCRIPTION	LIST PRICE
AW-4085-0016	Pump oil – 1-pint bottles, 6 or 12 per case	\$16.00

Pump Saver



- For use with all pressure washers
- Protects pressure washer when not in use

PART NUMBER	DESCRIPTION	LIST PRICE
AW-4070-0004	Pump saver – 16 oz. bottle, 4 per case	\$30.00

Pump Winterizing Blowout Fitting



- Allows you to use an air chuck to clear the pump of any water remaining in the system to avoid damage from freezing
- For use with all pressure washers

PART NUMBER	DESCRIPTION	LIST PRICE
AW-4070-0005	Pump winterizing blowout fitting	\$24.00

Long Range Chemical Nozzle



- Quick connects to the end of the wand
- Low pressure
- Has a range of 30-feet while drawing chemical

PART NUMBER	DESCRIPTION	LIST PRICE
18-0373	Long range chemical nozzle	\$11.80

High Temperature O-Rings



- Ensures a tight fit and prevents leaks with quick connect sockets

PART NUMBER	DESCRIPTION	LIST PRICE
25-0594	High temperature o-rings – 3/8-inch high temp silicon; fits quick connect socket, 17-0004, on hot water outlets, for hoses	\$3.70
25-0595	High temperature o-rings – 1/4-inch high temp silicon; fits quick connect socket, 17-0028, on wands	\$3.70

Digital Hour Meter/Tachometer



- Updates every 3 seconds
- RPM to 9,900

PART NUMBER	DESCRIPTION	LIST PRICE
32-0416	Hour meter with tachometer	\$173.30

High Pressure Swivel Connector



- 5000-PSI maximum pressure
- 42.0-GPM flow rate
- 3/8-inch MNPT x 3/8-inch FNPT
- Nickel plated with stainless-steel internal

PART NUMBER	DESCRIPTION	LIST PRICE
AW-0023-0507	High pressure swivel connector	\$51.00

Water Broom



- Perfect for cleaning decks, garage floors, sidewalks and driveways
- Made with heavy-duty aluminum blocks and casters
- 12-inch broom with three 65° nozzles
- Quick connect 1/4-inch inlet
- Up to 4000-PSI maximum pressure

PART NUMBER	DESCRIPTION	LIST PRICE
AW-7012-2503	Water broom – Fits ChoreMaster Gasoline and Work Pro Series models	\$124.00

Sand Injector



- Includes sand probe and clear hose
 - Carbide tip
 - 5500-PSI rated
- Note: Consult factory for nozzle orifice size prior to ordering

PART NUMBER	DESCRIPTION	LIST PRICE
AW-3000-0003	Wet sand injector – 3.0 orifice size	\$535.00
AW-3000-0035	Wet sand injector – 3.5 orifice size	\$535.00
AW-3000-0004	Wet sand injector – 4.0 orifice size	\$535.00
AW-3000-0045	Wet sand injector – 4.5 orifice size	\$535.00
18-0113	Carbide replacement nozzle	\$224.70

Detergent Injectors



- Low Pressure Detergent Injectors**
- Adjustable chemical draw
 - Quick connects for easy installation

PART NUMBER	DESCRIPTION	LIST PRICE
AW-8000-0001	Low pressure injector – 3500-PSI, 3.0 to 5.0-GPM, stainless steel	\$740.00
AW-8400-0018	Low pressure injector – 4000-PSI, 2.0 to 3.0-GPM, brass	\$95.00
AW-8400-0021	Low pressure injector – 4000-PSI, 3.0 to 5.0-GPM, brass	\$107.00
50-0161	High pressure injector – 2.0 to 6.0-GPM	\$131.60



- High Pressure Detergent Injector**
- Brass and stainless-steel construction
 - Steel mesh in-line water strainer

Pivot Coupler



- ¼-inch quick connect
- For most cold water pressure washers rated up to 4500-PSI
- Connects between the wand and high pressure nozzle
- Adjusts to three different cleaning angles

PART NUMBER	DESCRIPTION	LIST PRICE
50-0208	Pivot coupler	\$47.10

Gutter Cleaner



- 4000-PSI maximum pressure
- ¼-inch quick connect socket outlet
- ¼-inch quick connect plug inlet

PART NUMBER	DESCRIPTION	LIST PRICE
50-0201	Gutter cleaner	\$24.60

Aluminum Wand Extensions

- ¼-inch lance saver socket with quick connect plug
- 4000-PSI rated
- 12.0-GPM flow rate
- 300°F temperature rating

PART NUMBER	DESCRIPTION	LIST PRICE
AW-7105-3600	Aluminum wand extension – 36-inch	\$45.00
AW-7105-4800	Aluminum wand extension – 48-inch	\$56.00
AW-7105-7200	Aluminum wand extension – 72-inch	\$59.00
AW-7105-9600	Aluminum wand extension – 90-inch	\$78.00



Trigger Guns and Wand Extensions



PART NUMBER	DESCRIPTION	LIST PRICE
16-0446	Trigger gun – Rated up to 5000-PSI, 10.0-GPM flow rate	\$69.60
16-0441	Trigger gun with male plug – Fits ChoreMaster and Work Pro Series	\$45.60
851-0372	Trigger gun with male plug – Fits ChoreMaster and Work Pro Series	\$79.10
16-0366	Outer lance – Fits ChoreMaster and Work Pro Series	\$22.80
16-0418	36-inch lance – With rubber grip and quick connect, fits Aluminum Series and Premium Series	\$47.70
16-0439	48-inch lance – With rubber grip and quick connect, fits Aluminum Series and Premium Series	\$52.30
50-0180	Wand extension – 24-inch, fits all ChoreMaster and Work Pro Series models	\$76.00
AW-7103-1800	Powder coated steel wand extension – 18-inch, includes quick connects	\$57.00
AW-7103-3600	Powder coated steel wand extension – 36-inch, includes quick connects	\$72.00
AW-7103-7200	Powder coated steel wand extension – 72-inch, includes quick connects	\$213.00

Cold Water Gun and Wand Assemblies



- Professional-grade insulated trigger gun with safety lock-off and quick connects
- Includes rubber grip and quick connects

PART NUMBER	DESCRIPTION	LIST PRICE
851-0095	Gun and lance – 36-inch, 5000-PSI rated, stainless-steel	\$160.50
851-0371	Gun and lance – 48-inch, 5000-PSI rated, stainless-steel	\$165.90
851-0309	Gun and lance – 48-inch, 5000-PSI rated, black	\$422.70
851-0361	Gun and lance – 48-inch, 7300-PSI rated, black	\$1,142.80
851-0421	Gun and lance – 36-inch two-piece lance with quick connect, Fits ChoreMaster and Work Pro Series	\$98.70

Hot Water Dual Lance Assemblies



- Professional-grade insulated trigger gun with safety lock-off and quick connects
- Adjustable pressure insulated dual lance

PART NUMBER	DESCRIPTION	LIST PRICE
850-0175	Dual lance – 36-inch, 4500-PSI rated, General Pump	\$454.80
850-0435	Dual lance – 36-inch, 5000-PSI rated, Suttner	\$262.20
850-0436	Dual lance – 48-inch, 5000-PSI rated, Suttner	\$267.50

Extended Reach Wands



PART NUMBER	DESCRIPTION	LIST PRICE
AW-7018-1200	Fiberglass extended reach wand – 12-foot	\$356.00
AW-7018-1800	Fiberglass extended reach wand – 18-foot	\$416.00
AW-7018-2400	Fiberglass extended reach wand – 24-foot	\$560.00
AW-7017-1800	Aluminum extended reach wand – 18-foot	\$607.00
AW-7015-0001	Telescoping wand belt	\$76.00

Fiberglass and Aluminum Wands

- Professional-grade trigger gun with safety lock-off
- Complete with quick connects
- Compatible with pressure washers up to 4000-PSI

Telescoping Wand Belt

- Works with both fiberglass and aluminum wands
- Includes three plastic snap-on clips that snap at your shoulder, waist and the wand
- Reduces fatigue and strain on operator

Fiberglass Wands

- Available in 12, 18 or 24-foot lengths

Aluminum Wands

- Available in 18-foot length
- Lever locks
- Includes belt for additional support

High Pressure Extension Hoses



851-0338

Cold Water High Pressure Hoses

- Includes quick connects, swivel and bend restrictors on 15-0273, 851-0006, 851-0089, 851-0317, 851-0338, 851-0420, AW-0015-0401 and AW-0851-0338
- Chemical resistant



AW-0050-0176



15-0006



15-0077

Hot Water High Pressure Hoses

- Includes quick connects, swivel and bend restrictors on 851-0262 and 850-0433
- Chemical resistant
- Wire-braided
- For use with hose reels



850-0433

COLD WATER HIGH PRESSURE HOSES

PART NUMBER	DESCRIPTION	LIST PRICE
15-0273	Cold water hose – 100-foot x 3/8-inch ID, 4000-PSI, R1, non-marking	\$551.10
15-0277	Cold water hose – 25-foot x 3/8-inch ID, 4000-PSI, R1, black	\$129.80
15-0365	Cold water hose – 50-foot x 3/8-inch ID, 7200-PSI, R3, black	\$383.70
851-0006	Cold water hose – 50-foot x 3/8-inch ID, 4500-PSI, R2, non-marking	\$394.80
851-0089	Cold water hose – 50-foot x 1/2-inch ID, 4500-PSI, R2, black	\$505.60
851-0317	Cold water hose – 50-foot x 3/8-inch ID, 6000-PSI, R2, non-marking	\$421.60
851-0338	Cold water hose – 50-foot x 3/8-inch ID, 4000-PSI, R1, non-marking	\$333.80
851-0420	Cold water hose – 50-foot x 3/8-inch ID, 7200-PSI, R3, black	\$488.90
AW-0015-0401	Cold water hose – 50-foot x 3/8-inch ID, 4200-PSI, R1, blue	\$193.00
AW-0050-0176	Cold water hose – 23-foot x 3/8-inch ID, 4000-PSI, R1, steel-braided; fits CV Series and CM-3000-OMMB, packaged	\$149.00
AW-0851-0338	Cold water hose – 50-foot x 3/8-inch ID, 4000-PSI, R1, non-marking	\$347.00

INDUSTRIAL WATER SUPPLY HOSE

PART NUMBER	DESCRIPTION	LIST PRICE
15-0006	Industrial water supply hose – 50-foot x 3/4-inch, 200-PSI, black	\$340.90

HOT WATER HIGH PRESSURE HOSES

PART NUMBER	DESCRIPTION	LIST PRICE
15-0077	Hot water hose – 50-foot x 3/8-inch ID, 3000-PSI, R1, steam combination, black	\$913.80
15-0146	Hot water hose – 50-foot x 3/8-inch ID, 3000-PSI, R1, black	\$214.00
15-0160	Hot water hose – 75-foot x 3/8-inch ID, 4500-PSI, R2, black	\$446.20
15-0161	Hot water hose – 100-foot x 3/8-inch ID, 4500-PSI, R2, black	\$583.20
15-0162	Hot water hose – 150-foot x 3/8-inch ID, 4500-PSI, R2, black	\$874.20
15-0163	Hot water hose – 200-foot x 3/8-inch ID, 4500-PSI, R2, black	\$1,173.80
850-0433	Hot water hose – 50-foot x 3/8-inch ID, 4500-PSI, R2, black	\$345.60
851-0262	Hot water hose – 50-foot x 3/8-inch ID, 3000-PSI, R1, black	\$265.40

Hose Reels

50-0195 and 50-0196 Hose Reels

- 360° pivoting action

50-0164 and 50-0165 Hose Reels

- Non-pivoting action

All Hose Reels

- Easy mount bracket design
 - Clean hands hose guides
 - Live system
 - Rated for units 4000-PSI and lower
- Note: Consult factory for correct mounting brackets and jumper hoses.

1 50-0195



2

AW-0050-0186
Bracket



50-0164



13-0208A18

Bracket - 45° for mounting reels without swivel



3

AW-0050-0138
Bracket - Universal mount



24-0105
Elbow

4

13-0175A18
Bracket - Cold water base mount



13-0210A18
Bracket - 90° for mounting reels without swivel



13-0207A18
Bracket - Wall-mount



Jumper Hoses

5 **852-0139** Quick connect, 57-inch

6 **850-0278** Quick connect, 85-inch

850-0443 Quick connect, 42-inch

Note: 852-0139 and 850-0278 jumper hoses are not rated for steam applications.



DC-4004-W5H6G



DH-1502-SE0E1M



HHB-2503-0E2A

PART NUMBER	DESCRIPTION	LIST PRICE
50-0195	Hose reel – 13-inch, 150-foot maximum hose length	\$1,328.90
50-0196	Hose reel – 16-inch, 200-foot maximum hose length	\$1,323.00
50-0164*	Hose reel without swivel – 13-inch, 100-foot maximum hose length	\$744.70
50-0165*	Hose reel without swivel – 16-inch, 200-foot maximum hose length	\$784.40
AW-0050-0138	Bracket – Universal mount; fits Hot Water Gasoline Direct Drive DHS Series 2500-PSI models (p.16), HVS Series (p.20-21) and Hot Water Electric Direct Drive DHS Series (p.6)	\$42.00
13-0175A18	Bracket – Cold water base mount, fits Cold Water Premium Series, 2500 to 4000-PSI gasoline models (p.43)	\$59.90
13-0179A18	Bracket – For hose reels on single and dual-axle trailers	\$153.00
13-0207A18	Bracket – Wall-mount, fits HEG Series (p.12-13)	\$26.80
13-0208A18	Bracket – 45° for mounting hose reel without swivel over unit	\$100.60
13-0210A18	Bracket – 90° for mounting hose reel without swivel to side of unit	\$79.20
13-0251A18	Bracket – Fits HHS Series (p.9)	\$52.40
AW-0050-0140	Bracket – 29-inch bar, fits Cold Water Premium Series with Roll Cage (p.44)	\$101.00
AW-0050-0186	Bracket – Fits HHB Series (p.8) and HHS Series (p.9)	\$107.00
24-0105+	Elbow – Required for use with 50-0164 and 50-0165 hose reels	\$20.30
15-0159	Jumper hose – 40-inch, for hose reels on single and dual-axle trailers	\$44.90
850-0278^	Jumper hose – Quick connect, 85-inch, fits Hot Water Electric Belt Drive DHS Series (p.7), HHB Series (p.8), HHS Series (p.9), HEG Series (p.12-13), HDC Series (p.19) and HVS Series (p.20-21)	\$109.10
850-0443	Jumper hose – Quick connect, 42-inch, fits DHG Series (p.17)	\$76.00
852-0139^	Jumper hose – Quick connect, 57-inch, fits Hot Water Gasoline Direct Drive DHS Series (p.16), Hot Water Electric Belt Drive DHS Series (p.7) and Cold Water Pressure Washers (p.36-45)	\$106.00

*Must be mounted with 13-0208A18, 45° bracket or 13-0210A18, 90° bracket.

+24-0105 elbow is required for jumper hose mounting.

^850-0278 and 852-0139 jumper hoses are not rated for steam applications.

Work Pro® Series

Single Stage – Electric – 3-Gallon

- Quality single stage compressor pump
- Aluminum compressor pump
- Oil-free aluminum crankcase
- Induction motor
- Powder coated tank
- Low noise level – less than 70dBA
- 1 year limited compressor pump warranty
- 1 year limited electric motor warranty
- ETL Certified – US and Canada



AM1-HE15-03QM



USAGE	RESIDENTIAL/COMMERCIAL
MODEL NUMBER	AM1-HE15-03QM
CFM @ PSI	4.2 @ 90
HORSEPOWER/MOTOR	1.5 HP, 120V, 15.0A
SHIP WT.	58 lb.
NET WT.	51 lb.
LIST PRICE	\$574.00

5-Gallon

Industrial Single Stage – Gasoline

- Quality single stage compressor pump
- Splash lubricated aluminum crankcase
- Powder coated steel frame with roll cage
- Powder coated twin tank receivers
- 3 year limited Honda and Mi-T-M engine warranties



AM1-HM04-05M

MODEL NUMBER	CFM @ PSI	DISPLACEMENT/ENGINE	SHIP WT.	NET WT.	LIST PRICE
AM1-HH04-05M	4.8 @ 90	118cc Honda GX120 OHV	85 lb.	77 lb.	\$1,753.00
AM1-HM04-05M	4.8 @ 90	212cc Mi-T-M OHV	85 lb.	77 lb.	\$1,397.00

ACCESSORY:

PART NUMBER	DESCRIPTION	FITS MODELS	LIST PRICE
70-0357	Engine oil drain extension – 14-inch flexible drain hose makes oil changes clean and easy	All models	\$67.40

8-Gallon

Industrial Single Stage – Gasoline

- Quality single stage compressor pump
- Splash lubricated
- Powder coated twin tank receivers
- 10-inch flat-free tire
- 3 year limited Honda, Kohler and Mi-T-M engine warranties



AM1-PH65-08M

MODEL NUMBER	CFM @ PSI	DISPLACEMENT/ENGINE	SHIP WT.	NET WT.	LIST PRICE
AM1-PH65-08M	13.9 @ 90	196cc Honda GX200 OHV	200 lb.	175 lb.	\$2,214.00
AM1-PK07-08M	13.9 @ 90	208cc Kohler CH270 OHV	200 lb.	175 lb.	\$2,114.00
AM1-PM07-08M	13.9 @ 90	212cc Mi-T-M OHV	200 lb.	175 lb.	\$1,882.00
AM1-PM07-08ME [^]	13.9 @ 90	212cc Mi-T-M OHV	200 lb.	175 lb.	\$1,942.50

[^]Equipped with electric start – battery, box and cables not included.

ACCESSORIES:

PART NUMBER	DESCRIPTION	FITS MODELS	LIST PRICE
70-0357	Engine oil drain extension – 14-inch flexible drain hose makes oil changes clean and easy	All models	\$67.40
854-0093	Service truck mount kit – Recommended for models mounted in service truck applications. Includes four rubber isolators to reduce wear. You will also need to order stationary option, AX-0078.	All models	\$138.00
AW-6000-1002	Equipment cover – Keeps your equipment clean, dry and looking like new	All models	\$228.00

OPTIONS:

PART NUMBER	DESCRIPTION	FITS MODELS	LIST PRICE
AX-0003	Manual drain/regulator/metal bowl – Drains moisture from air system	All models	\$457.50
AX-0078	Stationary option – Converts the portable model to a stationary model, removes the tire and handles	All models	No charge

20-Gallon

Industrial Single Stage – Gasoline

- Quality single stage compressor pump
- Splash lubricated
- Powder coated ASME receiver tank
- 10-inch flat-free tires
- 3 year limited Honda and Mi-T-M engine warranties
- ASME Boiler and Pressure Vessel Code – UM



AM1-PH65-20M

MODEL NUMBER	CFM @ PSI	DISPLACEMENT/ENGINE	SHIP WT.	NET WT.	LIST PRICE
AM1-PH65-20M	13.9 @ 90	196cc Honda GX200 OHV	272 lb.	212 lb.	\$2,558.00
AM1-PM07-20M	13.9 @ 90	212cc Mi-T-M OHV	272 lb.	212 lb.	\$2,233.00

ACCESSORIES:

PART NUMBER	DESCRIPTION	FITS MODELS	LIST PRICE
7-0228A18	Rear lifting handle – Allows the unit to be lifted from both ends	All models	\$86.70
70-0357	Engine oil drain extension – 14-inch flexible drain hose makes oil changes clean and easy	All models	\$67.40
AW-6000-1002	Equipment cover – Keeps your equipment clean, dry and looking like new	All models	\$228.00

OPTIONS:

PART NUMBER	DESCRIPTION	FITS MODELS	LIST PRICE
AX-0003	Manual drain/regulator/metal bowl – Drains moisture from air system	All models	\$457.50
AX-0027	Stationary kit – Converts the portable model to a stationary model, removes the tires and handle, adds a stationary leg	All models	No charge

8-Gallon

Industrial Two Stage – Gasoline

- Quality two stage compressor pump
- Splash lubricated
- Powder coated twin tank receivers
- 10-inch flat-free tires
- Reinforced frame designed to withstand jobs requiring heavy use (AM2-PH09-08M2)
- Enhanced pilot valve exhaust filter (AM2-PH09-08M2)
- 3 year limited Honda, Kohler and Mi-T-M engine warranties



AM2-PK95-08M

MODEL NUMBER	CFM @ PSI*	DISPLACEMENT/ENGINE	SHIP WT.	NET WT.	LIST PRICE
AM2-PH09-08M	17.2 @ 175	270cc Honda GX270 OHV ⁺	330 lb.	260 lb.	\$3,503.00
AM2-PH09-08ME [^]	17.2 @ 175	270cc Honda GX270 OHV ⁺	337 lb.	267 lb.	\$4,235.00
AM2-PH09-08M2	17.2 @ 175	270cc Honda GX270 OHV ⁺	330 lb.	260 lb.	\$3,644.00
AM2-PK95-08M	17.2 @ 175	277cc Kohler CH395 OHV	337 lb.	267 lb.	\$3,359.00
AM2-PM09-08M	17.2 @ 175	300cc Mi-T-M OHV	330 lb.	260 lb.	\$3,115.00
AM2-PM09-08ME [^]	17.2 @ 175	300cc Mi-T-M OHV	337 lb.	267 lb.	\$3,528.00

*Equipped with 150-PSI maximum rated regulator.

⁺49 state engine. Not for sale in California.

[^]Equipped with electric start – battery, box and cables not included.

ACCESSORY:

PART NUMBER	DESCRIPTION	FITS MODELS	LIST PRICE
AW-6000-1002	Equipment cover – Keeps your equipment clean, dry and looking like new	All models	\$228.00

OPTIONS:

PART NUMBER	DESCRIPTION	FITS MODELS	LIST PRICE
AX-0003	Manual drain/regulator/metal bowl – Drains moisture from air system	All models	\$457.50
IX-0055	Remote start/choke – 7-foot wire extension for key switch	AM2-PH09-08ME	\$467.00
IX-0059	Remote start/choke, sealed cable – 7-foot wire extension for key switch	AM2-PH09-08ME	\$543.00
IX-0067	Remote start/choke, sealed cable – 7-foot wire extension for key switch	AM2-PM09-08ME	\$460.00

20-Gallon

Industrial Two Stage – Gasoline

- Quality two stage compressor pump
- Splash lubricated
- Powder coated ASME receiver tank
- 13-inch flat-free tires (Portable models)
- 3 year limited Honda and Mi-T-M engine warranties
- ASME Boiler and Pressure Vessel Code – UM



AM2-SM09-20ME

PORTABLE MODELS

MODEL NUMBER	CFM @ PSI*	DISPLACEMENT/ENGINE	SHIP WT.	NET WT.	LIST PRICE
AM2-PH09-20M	17.2 @ 175	270cc Honda GX270 OHV+	356 lb.	306 lb.	\$3,910.00
AM2-PH09-20ME [^]	17.2 @ 175	270cc Honda GX270 OHV+	363 lb.	313 lb.	\$4,528.00
AM2-PM09-20M	17.2 @ 175	300cc Mi-T-M OHV	356 lb.	306 lb.	\$3,468.00
AM2-PM09-20ME [^]	17.2 @ 175	300cc Mi-T-M OHV	363 lb.	313 lb.	\$3,873.00

STATIONARY MODELS

MODEL NUMBER	CFM @ PSI*	DISPLACEMENT/ENGINE	SHIP WT.	NET WT.	LIST PRICE
AM2-SH09-20M	17.2 @ 175	270cc Honda GX270 OHV+	356 lb.	306 lb.	\$3,709.00
AM2-SH09-20ME [^]	17.2 @ 175	270cc Honda GX270 OHV+	363 lb.	313 lb.	\$4,328.00
AM2-SM09-20M	17.2 @ 175	300cc Mi-T-M OHV	356 lb.	306 lb.	\$3,259.00
AM2-SM09-20ME [^]	17.2 @ 175	300cc Mi-T-M OHV	363 lb.	313 lb.	\$3,670.00

*Equipped with 150-PSI maximum rated regulator.

+49 state engine. Not for sale in California.

[^]Equipped with electric start – battery, box and cables not included.

ACCESSORIES:

PART NUMBER	DESCRIPTION	FITS MODELS	LIST PRICE
854-0093	Service truck mount kit – Recommended for models mounted in service truck applications; includes four rubber isolators to reduce wear	Stationary models	\$138.00
AW-6000-1002	Equipment cover – Keeps your equipment clean, dry and looking like new	All models	\$228.00

OPTIONS:

PART NUMBER	DESCRIPTION	FITS MODELS	LIST PRICE
AX-0003	Manual drain/regulator/metal bowl – Drains moisture from air system	All models	\$457.50
AX-0017	Battery, battery tray, box and 2-foot of cables – Attaches to engine side of unit	Electric start models	\$402.00
AX-0077	Battery tray, box and 2-foot of cables – Attaches to engine side of unit	Electric start models	\$171.00
IX-0055	Remote start/choke – 7-foot wire extension for key switch	AM2-PH09-20ME & AM2-SH09-20ME	\$467.00
IX-0059	Remote start/choke, sealed cable – 7-foot wire extension for key switch	AM2-PH09-20ME & AM2-SH09-20ME	\$543.00
IX-0067	Remote start/choke, sealed cable – 7-foot wire extension for key switch	AM2-PM09-20ME & AM2-SM09-20ME	\$460.00

30-Gallon and Base-Mount Industrial Two Stage – Gasoline

- Quality two stage compressor pump
- Splash lubricated
- Powder coated ASME receiver tank
- 3 year limited Honda and Mi-T-M engine warranties
- ASME Boiler and Pressure Vessel Code – UM



STATIONARY MODELS

MODEL NUMBER	CFM @ PSI*	DISPLACEMENT/ENGINE	SHIP WT.	NET WT.	LIST PRICE
AM2-SH09-30M	17.2 @ 175	270cc Honda GX270 OHV+	446 lb.	376 lb.	\$3,963.00
AM2-SH09-30ME [^]	17.2 @ 175	270cc Honda GX270 OHV+	460 lb.	390 lb.	\$4,582.00
AM2-SM09-30M	17.2 @ 175	300cc Mi-T-M OHV	434 lb.	364 lb.	\$3,497.00
AM2-SM09-30ME [^]	17.2 @ 175	300cc Mi-T-M OHV	449 lb.	379 lb.	\$3,609.00

**49 state engine. Not for sale in California.*

BASE-MOUNT MODEL

MODEL NUMBER	CFM @ PSI*	DISPLACEMENT/ENGINE	SHIP WT.	NET WT.	LIST PRICE
AM2-SM09-B [^]	17.2 @ 175	300cc Mi-T-M OHV	379 lb.	309 lb.	\$2,749.95

**Equipped with 150-PSI maximum rated regulator.*

[^]Equipped with electric start – battery, box and cables not included.

ACCESSORIES:

PART NUMBER	DESCRIPTION	FITS MODELS	LIST PRICE
854-0093	Service truck mount kit – Recommended for models mounted in service truck applications; includes four rubber isolators to reduce wear	Stationary models	\$138.00
AW-6000-1002	Equipment cover – Keeps your equipment clean, dry and looking like new	All models	\$228.00

OPTIONS:

PART NUMBER	DESCRIPTION	FITS MODELS	LIST PRICE
AX-0003	Manual drain/regulator/metal bowl – Drains moisture from air system	All models	\$457.50
AX-0017	Battery, battery tray, box and 2-foot of cables – Attaches to engine side of unit	Electric start models	\$402.00
AX-0077	Battery tray, box and 2-foot of cables – Attaches to engine side of unit	Electric start models	\$171.00
IX-0055	Remote start/choke – 7-foot wire extension for key switch	AM2-SH09-30ME	\$467.00
IX-0059	Remote start/choke, sealed cable – 7-foot wire extension for key switch	AM2-SH09-30ME	\$543.00
IX-0067	Remote start/choke, sealed cable – 7-foot wire extension for key switch	AM2-SM09-30ME	\$460.00

30-Gallon, 80-Gallon and Base-Mount Industrial Two Stage – Gasoline

- Quality two stage compressor pump
- Splash lubricated
- Powder coated ASME receiver tank (Tank-mount models)
- Electric start – battery and cables not included
- Removable base plate offers flexible installation
- 3 year limited Honda, Kohler and Mi-T-M engine warranties
- ASME Boiler and Pressure Vessel Code – UM (30-gallon models)
- ASME Boiler and Pressure Vessel Code – U (80-gallon models)



ABS-14M-30H

TANK-MOUNT MODELS – 30-GALLON

MODEL NUMBER	CFM @ PSI*	DISPLACEMENT/ENGINE	SHIP WT.	NET WT.	LIST PRICE
ABS-13H-30H	29.0 @ 175	389cc Honda GX390 OHV+	480 lb.	416 lb.	\$5,752.00
ABS-14K-30H	29.0 @ 175	429cc Kohler CH440 OHV	480 lb.	416 lb.	\$5,101.95
ABS-14M-30H	29.0 @ 175	420cc Mi-T-M OHV	480 lb.	416 lb.	\$4,379.55

TANK-MOUNT MODELS – 80-GALLON

MODEL NUMBER	CFM @ PSI*	DISPLACEMENT/ENGINE	SHIP WT.	NET WT.	LIST PRICE
ABS-13H-80H	29.0 @ 175	389cc Honda GX390 OHV+	560 lb.	496 lb.	\$6,100.00
ABS-14M-80H	29.0 @ 175	420cc Mi-T-M OHV	560 lb.	496 lb.	\$5,294.10

BASE-MOUNT MODELS

MODEL NUMBER	CFM @ PSI*	DISPLACEMENT/ENGINE	SHIP WT.	NET WT.	LIST PRICE
ABS-13H-B	29.0 @ 175	389cc Honda GX900 OHV+	279 lb.	215 lb.	\$4,754.00
ABS-14M-B	29.0 @ 175	420cc Mi-T-M OHV	279 lb.	215 lb.	\$3,349.00

*Equipped with 150-PSI maximum rated regulator.
+49 state engine. Not for sale in California.

ACCESSORY:

PART NUMBER	DESCRIPTION	FITS MODELS	LIST PRICE
AW-6000-1002	Equipment cover – Keeps your equipment clean, dry and looking like new	30-gallon & base-mount models	\$228.00

OPTIONS:

PART NUMBER	DESCRIPTION	FITS MODELS	LIST PRICE
AX-0017	Battery, battery tray, box and 2-foot of cables – Attaches to engine side of unit	30 & 80-gallon models	\$402.00
AX-0077	Battery tray, box and 2-foot of cables – Attaches to engine side of unit	30 & 80-gallon models	\$171.00
IX-0001	Vibration isolator pads – Recommended for models mounted in service truck applications. Isolators protect the unit from vibration during use.	30 & 80-gallon models	\$196.00
IX-0055	Remote start/choke – 7-foot wire extension for key switch	Honda engine models	\$467.00
IX-0059	Remote start/choke, sealed cable – 7-foot wire extension for key switch	Honda engine models	\$543.00
IX-0067	Remote start/choke, sealed cable – 7-foot wire extension for key switch	Mi-T-M engine models	\$460.00

30-Gallon

Industrial Two Stage – Diesel

- Quality two stage compressor pump
- Splash lubricated
- Powder coated ASME receiver tank
- Electric start – battery, box and cables not included
- Glow plug equipped for easy starting in cold temperatures
- 3 year limited Kohler engine warranty
- ASME Boiler and Pressure Vessel Code – UM



ABS-9KD-30H

MODEL NUMBER	CFM @ PSI*	HORSEPOWER/ENGINE	SHIP WT.	NET WT.	LIST PRICE
ABS-9KD-30H	29.0 @ 175	9.1 HP Kohler KD440 OHV	540 lb.	483 lb.	\$8,725.00

*Equipped with 150-PSI maximum rated regulator.

ACCESSORY:

PART NUMBER	DESCRIPTION	FITS MODEL	LIST PRICE
AW-6000-1002	Equipment cover – Keeps your equipment clean, dry and looking like new	ABS-9KD-30H	\$228.00

OPTIONS:

PART NUMBER	DESCRIPTION	FITS MODEL	LIST PRICE
AX-0079	Battery box, cables and tray – Attaches to engine side of unit	ABS-9KD-30H	\$150.00
IX-0001	Vibration isolator pads – Recommended for models mounted in service truck applications. Isolators protect the unit from vibration during use.	ABS-9KD-30H	\$196.00

5-Gallon

Industrial Single Stage – Electric

- Quality single stage compressor pump
- Cast iron cylinder
- Splash lubricated aluminum crankcase
- Powder coated twin tank assembly
- Start/stop control set at 95 to 125-PSI
- 1 year limited electric motor warranty
- ETL Certified – US and Canada



AM1-HE02-05M

MODEL NUMBER	CFM @ PSI	HORSEPOWER/MOTOR	SHIP WT.	NET WT.	LIST PRICE
AM1-HE02-05M	4.2 @ 90	2.0 HP, 120V, 15.0A	70 lb.	61 lb.	\$953.40

8-Gallon

Industrial Single Stage – Electric

- Quality single stage compressor pump
- Splash lubricated
- Auto start/stop – continuous run optional
- Powder coated twin tank receivers
- 10-inch flat-free tire
- Start/stop control set at 95 to 125-PSI (Not on continuous run models)
- 1 year limited electric motor warranty
- ETL Certified – US and Canada



MODEL NUMBER	CFM @ PSI	HORSEPOWER/MOTOR	SHIP WT.	NET WT.	LIST PRICE
AM1-PE15-08M	7.3 @ 90	1.5 HP, 120V, 13.2A	190 lb.	170 lb.	\$1,883.00
AM1-PE02-08M	9.2 @ 90	2.0 HP, 120V, 18.8A	203 lb.	183 lb.	\$2,015.00

ACCESSORY:

PART NUMBER	DESCRIPTION	FITS MODELS	LIST PRICE
AW-6000-1002	Equipment cover – Keeps your equipment clean, dry and looking like new	All models	\$228.00

OPTIONS:

PART NUMBER	DESCRIPTION	FITS MODELS	LIST PRICE
AX-0002	Auto drain/regulator/plastic bowl – Drains moisture from air system	All models	\$484.00
AX-0003	Manual drain/regulator/metal bowl – Drains moisture from air system	All models	\$457.50
AX-0005	Dual control – Compressor can be operated in start/stop mode or continuous run where pilot valve exhausts air to atmosphere	All models	\$165.00
AX-0078	Stationary option – Converts the portable model to a stationary model, removes the tire and handles	All models	No charge

20-Gallon

Industrial Single Stage – Electric

- Quality single stage compressor pump
- Splash lubricated
- Auto start/stop – continuous run optional
- Powder coated ASME receiver tank
- 10-inch flat-free tires
- 1 year limited electric motor warranty
- ETL Certified – US and Canada
- ASME Boiler and Pressure Vessel Code – UM



MODEL NUMBER	CFM @ PSI	HORSEPOWER/MOTOR	SHIP WT.	NET WT.	LIST PRICE
AM1-PE15-20M	7.3 @ 90	1.5 HP, 120V, 13.2A	265 lb.	196 lb.	\$2,257.00
AM1-PE02-20M	8.0 @ 90	2.0 HP, 120V, 18.8A	272 lb.	203 lb.	\$2,375.00

ACCESSORY:

PART NUMBER	DESCRIPTION	FITS MODELS	LIST PRICE
AW-6000-1002	Equipment cover – Keeps your equipment clean, dry and looking like new	All models	\$228.00

OPTIONS:

PART NUMBER	DESCRIPTION	FITS MODELS	LIST PRICE
AX-0002	Auto drain/regulator/plastic bowl – Drains moisture from air system	All models	\$484.00
AX-0003	Manual drain/regulator/metal bowl – Drains moisture from air system	All models	\$457.50
AX-0008	Dual control – Compressor can be operated in start/stop mode or continuous run where pilot valve exhausts air to atmosphere	All models	\$158.00
AX-0027	Stationary kit – Converts the portable model to a stationary model, removes the tires and handle, adds a stationary leg	All models	No charge

80-Gallon and 120-Gallon Industrial Two Stage – Electric – Simplex

- Quality two stage compressor pump
- Splash lubricated
- Stainless-steel braided discharge hose
- Powder coated ASME receiver tank
- Magnetic start for thermal overload protection
- Hour meter
- 1 year limited electric motor warranty
- ASME Boiler and Pressure Vessel Code – U



SIMPLEX HORIZONTAL MODELS

MODEL NUMBER	CFM @ PSI	HORSEPOWER/MOTOR	TANK SIZE	SHIP WT.	NET WT.	LIST PRICE
ACS-23105-80H	18.0 @ 175	5.0 HP, 230V, 1Ø, 23.0A	80-gallon	660 lb.	556 lb.	\$6,179.25
ACS-20305-80H	18.0 @ 175	5.0 HP, 200V, 3Ø, 16.1A	80-gallon	630 lb.	526 lb.	\$6,253.80
ACS-23305-80H	18.0 @ 175	5.0 HP, 230V, 3Ø, 13.8A	80-gallon	616 lb.	512 lb.	\$6,263.25
ACS-46305-80H	18.0 @ 175	5.0 HP, 460V, 3Ø, 6.9A	80-gallon	616 lb.	512 lb.	\$6,485.85
ACS-23175-80H	23.5 @ 175	7.5 HP, 230V, 1Ø, 31.0A	80-gallon	678 lb.	574 lb.	\$6,983.00
ACS-20375-80H	23.5 @ 175	7.5 HP, 200V, 3Ø, 23.0A	80-gallon	649 lb.	545 lb.	\$6,762.00
ACS-23375-80H	23.5 @ 175	7.5 HP, 230V, 3Ø, 20.0A	80-gallon	638 lb.	534 lb.	\$6,762.00
ACS-46375-80H	23.5 @ 175	7.5 HP, 460V, 3Ø, 10.0A	80-gallon	638 lb.	534 lb.	\$7,015.05
ADS-23110-120H	34.2 @ 175	10.0 HP, 230V, 1Ø, 39.0A	120-gallon	986 lb.	836 lb.	\$9,675.75
ADS-20310-120H	34.2 @ 175	10.0 HP, 200V, 3Ø, 30.8A	120-gallon	966 lb.	816 lb.	\$9,143.00
ADS-23310-120H	34.2 @ 175	10.0 HP, 230V, 3Ø, 26.8A	120-gallon	956 lb.	806 lb.	\$8,988.00
ADS-46310-120H	34.2 @ 175	10.0 HP, 460V, 3Ø, 13.4A	120-gallon	956 lb.	806 lb.	\$9,340.00
AES-20315-120H	46.5 @ 175	15.0 HP, 200V, 3Ø, 44.0A	120-gallon	1178 lb.	1028 lb.	\$11,003.00
AES-23315-120H	46.5 @ 175	15.0 HP, 230V, 3Ø, 38.0A	120-gallon	1163 lb.	1013 lb.	\$10,715.00
AES-46315-120H	46.5 @ 175	15.0 HP, 460V, 3Ø, 19.0A	120-gallon	1163 lb.	1013 lb.	\$11,047.00

SIMPLEX VERTICAL MODELS

MODEL NUMBER	CFM @ PSI	HORSEPOWER/MOTOR	TANK SIZE	SHIP WT.	NET WT.	LIST PRICE
ACS-23105-80V	18.0 @ 175	5.0 HP, 230V, 1Ø, 23.0A	80-gallon	631 lb.	559 lb.	\$5,921.00
ACS-20305-80V	18.0 @ 175	5.0 HP, 200V, 3Ø, 16.1A	80-gallon	630 lb.	558 lb.	\$5,806.00
ACS-23305-80V	18.0 @ 175	5.0 HP, 230V, 3Ø, 13.8A	80-gallon	630 lb.	558 lb.	\$5,813.00
ACS-46305-80V	18.0 @ 175	5.0 HP, 460V, 3Ø, 6.9A	80-gallon	630 lb.	558 lb.	\$6,029.00
ACS-23175-80V	23.5 @ 175	7.5 HP, 230V, 1Ø, 31.0A	80-gallon	676 lb.	604 lb.	\$7,028.00
ACS-20375-80V	23.5 @ 175	7.5 HP, 200V, 3Ø, 23.0A	80-gallon	661 lb.	589 lb.	\$6,470.00
ACS-23375-80V	23.5 @ 175	7.5 HP, 230V, 3Ø, 20.0A	80-gallon	660 lb.	588 lb.	\$6,470.00
ACS-46375-80V	23.5 @ 175	7.5 HP, 460V, 3Ø, 10.0A	80-gallon	660 lb.	588 lb.	\$6,715.00

ACCESSORIES:

PART NUMBER	DESCRIPTION	FITS MODELS	LIST PRICE
3-0312	Replacement pump	ACS horizontal & vertical models	\$2,180.70
3-0313	Replacement pump	ADS models	\$4,266.00
3-0314	Replacement pump	AES models	\$6,384.30

OPTIONS:

PART NUMBER	DESCRIPTION	FITS MODELS	LIST PRICE
IX-0001	Vibration isolator pads – Isolators protect the unit from vibration during use	All models	\$196.00
IX-0002	After cooler – Removes up to 65% of the moisture from discharged compressed air and drops the temperature within 10°F of ambient	ACS vertical models	\$739.00
IX-0003	After cooler – Removes up to 65% of the moisture from discharged compressed air and drops the temperature within 10°F of ambient	ADS models	\$976.00
IX-0004	After cooler – Removes up to 65% of the moisture from discharged compressed air and drops the temperature within 10°F of ambient	AES models	\$1,003.00
IX-0006	Electric tank drain – Automatically drains liquid from compressor tank; recommended to use with an after cooler	All models	\$433.00
IX-0032	Pneumatic tank drain – Automatically drains liquid from compressor tank; recommended to use with an after cooler	All models except ACS models	\$467.00
IX-0051	Pneumatic tank drain – Automatically drains liquid from compressor tank; recommended to use with an after cooler	ACS vertical models	\$389.00
IX-0052	After cooler – Removes up to 65% of the moisture from discharged compressed air and drops the temperature within 10°F of ambient	ACS horizontal models	\$735.00
IX-0056	Pneumatic tank drain – Automatically drains liquid from compressor tank; recommended to use with an after cooler	ACS horizontal models	\$364.00
IX-0057	Pneumatic tank drain, requires after cooler option, IX-0052 – Automatically drains liquid from compressor tank; recommended to use with an after cooler	ACS horizontal models	\$360.00
IX-0058	Pneumatic tank drain, requires after cooler option, IX-0002 – Automatically drains liquid from compressor tank; recommended to use with an after cooler	ACS vertical models	\$347.00
IX-0061	Low oil monitor – Low oil sensor does not allow unit to start when oil levels fall below an adequate level	ACS 200V models	\$461.00
IX-0062	Low oil monitor – Low oil sensor does not allow unit to start when oil levels fall below an adequate level	ACS 230V models	\$349.00
IX-0063	Low oil monitor – Low oil sensor does not allow unit to start when oil levels fall below an adequate level	ACS 460V models	\$360.00
IX-0064	Low oil monitor – Low oil sensor does not allow unit to start when oil levels fall below an adequate level	ADS & AES 200V models	\$529.00
IX-0065	Low oil monitor – Low oil sensor does not allow unit to start when oil levels fall below an adequate level	ADS & AES 230V models	\$416.00
IX-0066	Low oil monitor – Low oil sensor does not allow unit to start when oil levels fall below an adequate level	ADS & AES 460V models	\$427.00

120-Gallon

Industrial Two Stage – Electric – Duplex

- Quality two stage compressor pump
- Splash lubricated
- Stainless-steel braided discharge hose
- Powder coated ASME receiver tank
- Magnetic start for thermal overload protection
- Hour meter
- 1 year limited electric motor warranty
- ASME Boiler and Pressure Vessel Code – U



ADD-23110-120H

MODEL NUMBER	CFM @ PSI	HORSEPOWER/MOTOR	SHIP WT.	NET WT.	LIST PRICE
ACD-23105-120H	36.0 @ 175	5.0 HP, 230V, 1Ø, 46.0A	1013 lb.	909 lb.	\$11,546.00
ACD-20305-120H	36.0 @ 175	5.0 HP, 200V, 3Ø, 32.2A	953 lb.	849 lb.	\$10,899.00
ACD-23305-120H	36.0 @ 175	5.0 HP, 230V, 3Ø, 27.6A	925 lb.	821 lb.	\$10,897.00
ACD-46305-120H	36.0 @ 175	5.0 HP, 460V, 3Ø, 13.8A	925 lb.	821 lb.	\$10,865.00
ACD-23175-120H	46.4 @ 175	7.5 HP, 230V, 1Ø, 62.0A	1049 lb.	945 lb.	\$12,120.00
ACD-20375-120H	46.4 @ 175	7.5 HP, 200V, 3Ø, 46.0A	1091 lb.	987 lb.	\$12,090.75
ACD-23375-120H	46.4 @ 175	7.5 HP, 230V, 3Ø, 40.0A	969 lb.	865 lb.	\$11,565.00
ACD-46375-120H	46.4 @ 175	7.5 HP, 460V, 3Ø, 20.0A	969 lb.	865 lb.	\$11,546.00
ADD-23110-120H	68.4 @ 175	10.0 HP, 230V, 1Ø, 78.0A	1373 lb.	1223 lb.	\$17,587.50
ADD-20310-120H	68.4 @ 175	10.0 HP, 200V, 3Ø, 61.6A	1333 lb.	1183 lb.	\$15,513.75
ADD-23310-120H	68.4 @ 175	10.0 HP, 230V, 3Ø, 53.6A	1313 lb.	1163 lb.	\$14,858.00
ADD-46310-120H	68.4 @ 175	10.0 HP, 460V, 3Ø, 26.8A	1313 lb.	1163 lb.	\$14,857.00
AED-20315-120H	93.0 @ 175	15.0 HP, 200V, 3Ø, 88.0A	1736 lb.	1586 lb.	\$19,397.70
AED-23315-120H	93.0 @ 175	15.0 HP, 230V, 3Ø, 76.0A	1706 lb.	1556 lb.	\$19,078.50
AED-46315-120H	93.0 @ 175	15.0 HP, 460V, 3Ø, 38.0A	1706 lb.	1556 lb.	\$19,080.60

ACCESSORIES:

PART NUMBER	DESCRIPTION	FITS MODELS	LIST PRICE
3-0312	Replacement pump	ACD models	\$2,180.70
3-0313	Replacement pump	ADD models	\$4,266.00
3-0314	Replacement pump	AED models	\$6,384.30

OPTIONS:

PART NUMBER	DESCRIPTION	FITS MODELS	LIST PRICE
IX-0001	Vibration isolator pads – Isolators protect the unit from vibration during use	All models	\$196.00
IX-0006	Electric tank drain – Automatically drains liquid from compressor tank; recommended to use with an after cooler	All models	\$433.00
IX-0032	Pneumatic tank drain – Automatically drains liquid from compressor tank; recommended to use with an after cooler	All models	\$467.00
IX-0033	After cooler – Removes up to 65% of the moisture from discharged compressed air and drops the temperature within 10°F of ambient	ACD models	\$1,327.00
IX-0034	After cooler – Removes up to 65% of the moisture from discharged compressed air and drops the temperature within 10°F of ambient	ADD models	\$1,912.00
IX-0035	After cooler – Removes up to 65% of the moisture from discharged compressed air and drops the temperature within 10°F of ambient	AED models	\$1,665.00
IX-0061	Low oil monitor – Low oil sensor does not allow unit to start when oil levels fall below an adequate level	ACD 200V models	\$461.00
IX-0062	Low oil monitor – Low oil sensor does not allow unit to start when oil levels fall below an adequate level	ACD 230V models	\$349.00
IX-0063	Low oil monitor – Low oil sensor does not allow unit to start when oil levels fall below an adequate level	ACD 460V models	\$360.00
IX-0064	Low oil monitor – Low oil sensor does not allow unit to start when oil levels fall below an adequate level	ADD & AED 200V models	\$529.00
IX-0065	Low oil monitor – Low oil sensor does not allow unit to start when oil levels fall below an adequate level	ADD & AED 230V models	\$416.00
IX-0066	Low oil monitor – Low oil sensor does not allow unit to start when oil levels fall below an adequate level	ADD & AED 460V models	\$427.00

80-Gallon and 120-Gallon – M Series

Industrial Two Stage – Electric – Simplex and Duplex

- Quality two stage compressor pump
- Splash lubricated
- Stainless-steel braided discharge hose
- Powder coated ASME receiver tank
- Magnetic start for thermal overload protection
- Hour meter
- 1 year limited electric motor warranty
- ASME Boiler and Pressure Vessel Code – U

These features are what set the M Series air compressors apart.

- Air-cooled after cooler removes up to 65% of moisture and drops temperature within 10°F of ambient
- Low oil sensor does not allow unit to start when oil levels fall below an adequate level
- Tank drain automatically drains liquid from the air receiver
- Vibration isolator pads protect the tank from stress



ACS-23105-80VM

SIMPLEX HORIZONTAL MODELS

MODEL NUMBER	CFM @ PSI	HORSEPOWER/MOTOR	TANK SIZE	SHIP WT.	NET WT.	LIST PRICE
ACS-23105-80HM	18.0 @ 175	5.0 HP, 230V, 1Ø, 23.0A	80-gallon	690 lb.	586 lb.	\$7,357.00
ACS-20305-80HM	18.0 @ 175	5.0 HP, 200V, 3Ø, 16.1A	80-gallon	660 lb.	556 lb.	\$7,466.00
ACS-23305-80HM	18.0 @ 175	5.0 HP, 230V, 3Ø, 13.8A	80-gallon	646 lb.	542 lb.	\$7,466.00
ACS-46305-80HM	18.0 @ 175	5.0 HP, 460V, 3Ø, 6.9A	80-gallon	646 lb.	542 lb.	\$7,457.00
ACS-23175-80HM	23.5 @ 175	7.5 HP, 230V, 1Ø, 31.0A	80-gallon	708 lb.	604 lb.	\$7,950.00
ACS-20375-80HM	23.5 @ 175	7.5 HP, 200V, 3Ø, 23.0A	80-gallon	679 lb.	575 lb.	\$8,078.00
ACS-23375-80HM	23.5 @ 175	7.5 HP, 230V, 3Ø, 20.0A	80-gallon	668 lb.	564 lb.	\$8,086.00
ACS-46375-80HM	23.5 @ 175	7.5 HP, 460V, 3Ø, 10.0A	80-gallon	668 lb.	564 lb.	\$8,078.00
ADS-23110-120HM	34.2 @ 175	10.0 HP, 230V, 1Ø, 39.0A	120-gallon	1016 lb.	866 lb.	\$11,599.35
ADS-20310-120HM	34.2 @ 175	10.0 HP, 200V, 3Ø, 30.8A	120-gallon	996 lb.	846 lb.	\$10,793.00
ADS-23310-120HM	34.2 @ 175	10.0 HP, 230V, 3Ø, 26.8A	120-gallon	986 lb.	836 lb.	\$10,866.00
ADS-46310-120HM	34.2 @ 175	10.0 HP, 460V, 3Ø, 13.4A	120-gallon	986 lb.	836 lb.	\$10,842.00
AES-20315-120HM	46.5 @ 175	15.0 HP, 200V, 3Ø, 44.0A	120-gallon	1208 lb.	1058 lb.	\$13,051.00
AES-23315-120HM	46.5 @ 175	15.0 HP, 230V, 3Ø, 38.0A	120-gallon	1193 lb.	1043 lb.	\$13,563.00
AES-46315-120HM	46.5 @ 175	15.0 HP, 460V, 3Ø, 19.0A	120-gallon	1193 lb.	1043 lb.	\$13,119.00

SIMPLEX VERTICAL MODELS

MODEL NUMBER	CFM @ PSI	HORSEPOWER/MOTOR	TANK SIZE	SHIP WT.	NET WT.	LIST PRICE
ACS-23105-80VM	18.0 @ 175	5.0 HP, 230V, 1Ø, 23.0A	80-gallon	661 lb.	589 lb.	\$7,365.00
ACS-20305-80VM	18.0 @ 175	5.0 HP, 200V, 3Ø, 16.1A	80-gallon	660 lb.	588 lb.	\$7,141.00
ACS-23305-80VM	18.0 @ 175	5.0 HP, 230V, 3Ø, 13.8A	80-gallon	660 lb.	588 lb.	\$7,134.00
ACS-46305-80VM	18.0 @ 175	5.0 HP, 460V, 3Ø, 6.9A	80-gallon	660 lb.	588 lb.	\$7,482.30
ACS-23175-80VM	23.5 @ 175	7.5 HP, 230V, 1Ø, 31.0A	80-gallon	706 lb.	634 lb.	\$7,963.00
ACS-20375-80VM	23.5 @ 175	7.5 HP, 200V, 3Ø, 23.0A	80-gallon	691 lb.	619 lb.	\$7,724.85
ACS-23375-80VM	23.5 @ 175	7.5 HP, 230V, 3Ø, 20.0A	80-gallon	690 lb.	618 lb.	\$7,365.00
ACS-46375-80VM	23.5 @ 175	7.5 HP, 460V, 3Ø, 10.0A	80-gallon	690 lb.	618 lb.	\$7,724.85

DUPLEX HORIZONTAL MODELS

MODEL NUMBER	CFM @ PSI	HORSEPOWER/MOTOR	TANK SIZE	SHIP WT.	NET WT.	LIST PRICE
ACD-23105-120HM	36.0 @ 175	5.0 HP, 230V, 1Ø, 46.0A	120-gallon	1073 lb.	969 lb.	\$12,946.00
ACD-20305-120HM	36.0 @ 175	5.0 HP, 200V, 3Ø, 32.2A	120-gallon	1013 lb.	909 lb.	\$12,608.00
ACD-23305-120HM	36.0 @ 175	5.0 HP, 230V, 3Ø, 27.6A	120-gallon	985 lb.	881 lb.	\$12,619.00
ACD-46305-120HM	36.0 @ 175	5.0 HP, 460V, 3Ø, 13.8A	120-gallon	985 lb.	881 lb.	\$13,213.20
ACD-23175-120HM	46.4 @ 175	7.5 HP, 230V, 1Ø, 62.0A	120-gallon	1109 lb.	1005 lb.	\$13,616.00
ACD-20375-120HM	46.4 @ 175	7.5 HP, 200V, 3Ø, 46.0A	120-gallon	1151 lb.	1047 lb.	\$13,484.10
ACD-23375-120HM	46.4 @ 175	7.5 HP, 230V, 3Ø, 40.0A	120-gallon	1029 lb.	925 lb.	\$13,542.90
ACD-46375-120HM	46.4 @ 175	7.5 HP, 460V, 3Ø, 20.0A	120-gallon	1029 lb.	925 lb.	\$13,517.70
ADD-23110-120HM	68.4 @ 175	10.0 HP, 230V, 1Ø, 78.0A	120-gallon	1433 lb.	1283 lb.	\$19,260.15
ADD-20310-120HM	68.4 @ 175	10.0 HP, 200V, 3Ø, 61.6A	120-gallon	1393 lb.	1243 lb.	\$17,683.05
ADD-23310-120HM	68.4 @ 175	10.0 HP, 230V, 3Ø, 53.6A	120-gallon	1373 lb.	1223 lb.	\$17,274.60
ADD-46310-120HM	68.4 @ 175	10.0 HP, 460V, 3Ø, 26.8A	120-gallon	1373 lb.	1223 lb.	\$17,256.75
AED-20315-120HM	93.0 @ 175	15.0 HP, 200V, 3Ø, 88.0A	120-gallon	1796 lb.	1646 lb.	\$21,739.20
AED-23315-120HM	93.0 @ 175	15.0 HP, 230V, 3Ø, 76.0A	120-gallon	1766 lb.	1616 lb.	\$21,002.10
AED-46315-120HM	93.0 @ 175	15.0 HP, 460V, 3Ø, 38.0A	120-gallon	1766 lb.	1616 lb.	\$21,003.15

ACCESSORIES:

PART NUMBER	DESCRIPTION	FITS MODELS	LIST PRICE
3-0312	Replacement pump	ACS horizontal & vertical models & ACD models	\$2,180.70
3-0313	Replacement pump	ADS & ADD models	\$4,266.00
3-0314	Replacement pump	AES & AED models	\$6,384.30

8-Gallon and Base-Mount

Industrial Single and Two Stage – Gasoline

- Quality single or two stage compressor pump
- Cast iron compressor
- Splash lubricated
- Brushless alternator
- Powder coated twin tank receivers (Portable and stationary models)
- 13-inch flat-free tires (Two stage portable models) (10-inch tires on single stage models)
- 3 year limited Honda, Kohler, Mi-T-M and Vanguard engine warranties



AG2-SM14-08M1E

SINGLE STAGE – PORTABLE MODELS

MODEL NUMBER	CFM @ PSI	MAX. AC OUTPUT	DISPLACEMENT/ENGINE	SHIP WT.	NET WT.	LIST PRICE
AG1-PH65-08M1	11.9 @ 90	1800 watts	196cc Honda GX200 OHV	257 lb.	207 lb.	\$3,794.00
AG1-PM07-08M1	11.9 @ 90	1800 watts	212cc Mi-T-M OHV	257 lb.	207 lb.	\$3,510.00

TWO STAGE – PORTABLE MODELS

MODEL NUMBER	CFM @ PSI*	MAX. AC OUTPUT	DISPLACEMENT/ENGINE	SHIP WT.	NET WT.	LIST PRICE
AG2-PH13-08M1	15.7 @ 175	4000 watts	389cc Honda GX390 OHV ⁺	450 lb.	375 lb.	\$5,129.00
AG2-PH13-08M1E [^]	15.7 @ 175	4000 watts	389cc Honda GX390 OHV ⁺	457 lb.	382 lb.	\$5,874.00
AG2-PK14-08M1	15.7 @ 175	4000 watts	429cc Kohler CH440 OHV	450 lb.	375 lb.	\$5,025.00
AG2-PK14-08M1E [^]	15.7 @ 175	4000 watts	429cc Kohler CH440 OHV	457 lb.	382 lb.	\$5,457.00
AG2-PM14-08M1	15.7 @ 175	4000 watts	420cc Mi-T-M OHV	450 lb.	375 lb.	\$4,265.00
AG2-PM14-08M1E [^]	15.7 @ 175	4000 watts	420cc Mi-T-M OHV	457 lb.	382 lb.	\$4,737.00
AG2-PV14-08M1	15.7 @ 175	4000 watts	408cc Vanguard OHV	450 lb.	375 lb.	\$5,174.00
AG2-PV14-08M1E [^]	15.7 @ 175	4000 watts	408cc Vanguard OHV	457 lb.	382 lb.	\$5,645.00

TWO STAGE – STATIONARY MODELS

MODEL NUMBER	CFM @ PSI*	MAX. AC OUTPUT	DISPLACEMENT/ENGINE	SHIP WT.	NET WT.	LIST PRICE
AG2-SH13-08M1	15.7 @ 175	4000 watts	389cc Honda GX390 OHV ⁺	465 lb.	365 lb.	\$4,790.00
AG2-SH13-08M1E [^]	15.7 @ 175	4000 watts	389cc Honda GX390 OHV ⁺	472 lb.	372 lb.	\$5,540.00
AG2-SK14-08M1	15.7 @ 175	4000 watts	429cc Kohler CH440 OHV	465 lb.	365 lb.	\$4,860.00
AG2-SK14-08M1E [^]	15.7 @ 175	4000 watts	429cc Kohler CH440 OHV	472 lb.	372 lb.	\$5,292.00
AG2-SM14-08M1	15.7 @ 175	4000 watts	420cc Mi-T-M OHV	465 lb.	365 lb.	\$4,095.00
AG2-SM14-08M1E [^]	15.7 @ 175	4000 watts	420cc Mi-T-M OHV	472 lb.	372 lb.	\$4,331.00
AG2-SV14-08M1	15.7 @ 175	4000 watts	408cc Vanguard OHV	465 lb.	365 lb.	\$4,828.00
AG2-SV14-08M1E [^]	15.7 @ 175	4000 watts	408cc Vanguard OHV	472 lb.	372 lb.	\$5,300.00

TWO STAGE – BASE-MOUNT MODELS

MODEL NUMBER	CFM @ PSI*	MAX. AC OUTPUT	DISPLACEMENT/ENGINE	SHIP WT.	NET WT.	LIST PRICE
AG2-SH13-B	15.7 @ 175	4000 watts	389cc Honda GX390 OHV ⁺	390 lb.	325 lb.	\$4,733.00
AG2-SH13-BE [^]	15.7 @ 175	4000 watts	389cc Honda GX390 OHV ⁺	397 lb.	332 lb.	\$5,346.00
AG2-SK14-B	15.7 @ 175	4000 watts	429cc Kohler CH440 OHV	390 lb.	325 lb.	\$4,695.00
AG2-SK14-BE [^]	15.7 @ 175	4000 watts	429cc Kohler CH440 OHV	397 lb.	332 lb.	\$5,127.00
AG2-SM14-B	15.7 @ 175	4000 watts	420cc Mi-T-M OHV	390 lb.	325 lb.	\$4,064.00
AG2-SM14-BE [^]	15.7 @ 175	4000 watts	420cc Mi-T-M OHV	397 lb.	332 lb.	\$4,299.00
AG2-SV14-B	15.7 @ 175	4000 watts	408cc Vanguard OHV	390 lb.	325 lb.	\$4,770.00
AG2-SV14-BE [^]	15.7 @ 175	4000 watts	408cc Vanguard OHV	397 lb.	332 lb.	\$5,242.00

*Equipped with 150-PSI maximum rated regulator.

⁺49 state engine. Not for sale in California.

[^]Equipped with electric start – battery, box and cables not included.

ACCESSORIES:

PART NUMBER	DESCRIPTION	FITS MODELS	LIST PRICE
70-0357	Engine oil drain extension – 14-inch flexible drain hose makes oil changes clean and easy	Single stage models	\$67.40
70-0358	Engine oil drain extension – 14-inch flexible drain hose makes oil changes clean and easy	Two stage models	\$62.60
854-0093	Service truck mount kit – Recommended for models mounted in service truck applications; includes four rubber isolators to reduce wear	Two stage portable & stationary models	\$138.00
AW-6000-1002	Equipment cover – Keeps your equipment clean, dry and looking like new	All models	\$228.00

OPTIONS:

PART NUMBER	DESCRIPTION	FITS MODELS	LIST PRICE
AX-0016	Battery, battery tray, box and 2-foot of cables – Attaches to engine side of unit	Electric start models	\$411.00
AX-0028	Lifting hook – For easier portability	Two stage portable & stationary models	\$64.00
AX-0063	Lifting hook – For easier portability	Base-mount models	\$113.00
AX-0068	Idle down – When activated it automatically throttles down engine to conserve fuel	Two stage Honda engine models	\$1,236.00
AX-0070	Battery tray, box and 2-foot of cables – Attaches to engine side of unit	Electric start models	\$120.00
AX-0075	Idle down – When activated it automatically throttles down engine to conserve fuel	Two stage Mi-T-M engine models	\$1,236.00
AX-0083	Idle down – When activated it automatically throttles down engine to conserve fuel	Vanguard engine models	\$1,191.00
IX-0055	Remote start/choke – 7-foot wire extension for key switch	Honda engine models with electric start	\$467.00
IX-0059	Remote start/choke, sealed cable – 7-foot wire extension for key switch	Honda engine models with electric start	\$543.00
IX-0060	Remote start/choke, sealed cable – 7-foot wire extension for key switch	Vanguard engine models with electric start	\$326.00
IX-0067	Remote start/choke, sealed cable – 7-foot wire extension for key switch	Two stage Mi-T-M engine models with electric start	\$460.00

30-Gallon

Industrial Two Stage – Gasoline

- Quality two stage compressor pump
- Cast iron
- Splash lubricated compressor
- Brushless alternator
- Powder coated ASME receiver tank
- 3 year limited Honda, Kohler, Mi-T-M and Vanguard engine warranties
- ASME Boiler and Pressure Vessel Code – UM



AG2-SK14-30ME

MODEL NUMBER	CFM @ PSI*	MAX. AC OUTPUT	DISPLACEMENT/ENGINE	SHIP WT.	NET WT.	LIST PRICE
AG2-SH13-30M	15.7 @ 175	4000 watts	389cc Honda GX390 OHV ⁺	550 lb.	450 lb.	\$5,442.00
AG2-SH13-30ME [^]	15.7 @ 175	4000 watts	389cc Honda GX390 OHV ⁺	557 lb.	457 lb.	\$6,179.00
AG2-SK14-30M	15.7 @ 175	4000 watts	429cc Kohler CH440 OHV	550 lb.	450 lb.	\$5,279.00
AG2-SK14-30ME [^]	15.7 @ 175	4000 watts	429cc Kohler CH440 OHV	557 lb.	457 lb.	\$5,711.00
AG2-SM14-30M	15.7 @ 175	4000 watts	420cc Mi-T-M OHV	550 lb.	450 lb.	\$4,734.00
AG2-SM14-30ME [^]	15.7 @ 175	4000 watts	420cc Mi-T-M OHV	557 lb.	457 lb.	\$4,967.00
AG2-SV14-30M	15.7 @ 175	4000 watts	408cc Vanguard OHV	550 lb.	450 lb.	\$5,491.00
AG2-SV14-30ME [^]	15.7 @ 175	4000 watts	408cc Vanguard OHV	557 lb.	457 lb.	\$5,963.00

*Equipped with 150-PSI maximum rated regulator.

⁺49 state engine. Not for sale in California.

[^]Equipped with electric start – battery, box and cables not included.

ACCESSORIES:

PART NUMBER	DESCRIPTION	FITS MODELS	LIST PRICE
70-0358	Engine oil drain extension – 14-inch flexible drain hose makes oil changes clean and easy	All models	\$62.60
AW-6000-1002	Equipment cover – Keeps your equipment clean, dry and looking like new	All models	\$228.00

OPTIONS:

PART NUMBER	DESCRIPTION	FITS MODELS	LIST PRICE
AX-0016	Battery, battery tray, box and 2-foot of cables – Attaches to engine side of unit	Electric start models	\$411.00
AX-0063	Lifting hook – For easier portability	All models	\$113.00
AX-0068	Idle down – When activated it automatically throttles down engine to conserve fuel	AG2-SH13-30M & AG2-SH13-30ME	\$1,236.00
AX-0070	Battery tray, box and 2-foot of cables – Attaches to engine side of unit	Electric start models	\$120.00
AX-0075	Idle down – When activated it automatically throttles down engine to conserve fuel	AG2-SM14-30M & AG2-SM14-30ME	\$1,236.00
AX-0083	Idle down – When activated it automatically throttles down engine to conserve fuel	AG2-SV14-30M & AG2-SV14-30ME	\$1,191.00
IX-0001	Vibration isolator pads – Recommended for models mounted in service truck applications. Isolators protect the unit from vibration during use.	All models	\$196.00
IX-0055	Remote start/choke – 7-foot wire extension for key switch	AG2-SH13-30ME	\$467.00
IX-0059	Remote start/choke, sealed cable – 7-foot wire extension for key switch	AG2-SH13-30ME	\$543.00
IX-0060	Remote start/choke, sealed cable – 7-foot wire extension for key switch	AG2-SV14-30ME	\$326.00
IX-0067	Remote start/choke, sealed cable – 7-foot wire extension for key switch	AG2-SM14-30ME	\$460.00

30-Gallon

Industrial Two Stage – Diesel

- Quality two stage compressor pump
- Cast iron compressor
- Splash lubricated
- Brushless alternator
- Electric start – battery, box and cables not included
- Glow plug equipped for easy starting in cold temperatures
- Powder coated ASME receiver tank
- 3 year limited Kohler engine warranty
- ASME Boiler and Pressure Vessel Code – UM



AG2-SKD9-30M

MODEL NUMBER	CFM @ PSI*	MAX. AC OUTPUT	HORSEPOWER/ENGINE	SHIP WT.	NET WT.	LIST PRICE
AG2-SKD9-30M	15.7 @ 175	3000 watts	9.1 HP Kohler KD440 OHV	554 lb.	489 lb.	\$9,773.00

*Equipped with 150-PSI maximum rated regulator.

ACCESSORIES:

PART NUMBER	DESCRIPTION	FITS MODEL	LIST PRICE
70-0380	Engine oil drain extension – 14-inch flexible drain hose makes oil changes clean and easy	AG2-SKD9-30M	\$67.60
AW-6000-1002	Equipment cover – Keeps your equipment clean, dry and looking like new	AG2-SKD9-30M	\$228.00

OPTIONS:

PART NUMBER	DESCRIPTION	FITS MODEL	LIST PRICE
AX-0016	Battery, battery tray, box and 2-foot of cables – Attaches to engine side of unit	AG2-SKD9-30M	\$411.00
AX-0070	Battery tray, box and 2-foot of cables – Attaches to engine side of unit	AG2-SKD9-30M	\$120.00
IX-0001	Vibration isolator pads – Recommended for models mounted in service truck applications. Isolators protect the unit from vibration during use.	AG2-SKD9-30M	\$196.00

AGW Series

Industrial Two Stage – Gasoline – 20-Gallon, 30-Gallon and Base-Mount

- Quality two stage compressor pump
- Cast iron compressor
- Splash lubricated
- Brush-type 2 pole 120V/240V alternator
- Amperage selection switch, 170A or 220A maximum
- Powder coated ASME receiver tank (Not available on base-mount models)
- 3 year limited Honda, Mi-T-M and Vanguard engine warranties
- ASME Boiler and Pressure Vessel Code – UM (20 and 30-gallon models)



AGW-SM14-30M

STATIONARY MODELS

MODEL NUMBER	CFM @ PSI*	DISPLACEMENT/ENGINE	TANK SIZE	MAX. AC OUTPUT	DC VOLTAGE	SHIP WT.	NET WT.	LIST PRICE
AGW-SH22-20M+	29.0 @ 175	688cc Honda GX690 OHV with electric start – battery cables included, battery not included	20-gallon	5000 watts	50-220A	870 lb.	803 lb.	\$17,973.00
AGW-SM14-30M	15.7 @ 175	420cc Mi-T-M OHV with electric start – battery and battery cables not included	30-gallon	5000 watts	50-170A	650 lb.	585 lb.	\$9,339.00
AGW-SV14-30M	15.7 @ 175	408cc Vanguard OHV with electric start – battery and battery cables not included	30-gallon	5000 watts	50-170A	670 lb.	605 lb.	\$10,485.00

*All models sold in California are required to have the AX-0080 CARB compliant fuel tank.

BASE-MOUNT MODELS

MODEL NUMBER	CFM @ PSI*	DISPLACEMENT/ENGINE	TANK SIZE	MAX. AC OUTPUT	DC VOLTAGE	SHIP WT.	NET WT.	LIST PRICE
AGW-SM14-B	15.7 @ 175	420cc Mi-T-M OHV with electric start – battery and battery cables not included	Base-mount	5000 watts	50-170A	449 lb.	384 lb.	\$8,478.00
AGW-SV14-B	15.7 @ 175	408cc Vanguard OHV with electric start – battery and battery cables not included	Base-mount	5000 watts	50-170A	469 lb.	404 lb.	\$9,624.00

*Equipped with 150-PSI maximum rated regulator.

ACCESSORIES:

PART NUMBER	DESCRIPTION	FITS MODELS	LIST PRICE
70-0358	Engine oil drain extension – 14-inch flexible drain hose makes oil changes clean and easy	Mi-T-M & Vanguard engine models	\$62.60
AW-6000-1002	Equipment cover – Keeps your equipment clean, dry and looking like new	Mi-T-M & Vanguard engine models	\$228.00
AW-6000-1003	Equipment cover – Keeps your equipment clean, dry and looking like new	AGW-SH22-20M	\$277.00

OPTIONS:

PART NUMBER	DESCRIPTION	FITS MODELS	LIST PRICE
AX-0016	Battery, battery tray, box and 2-foot of cables – Attaches to engine side of unit	Mi-T-M & Vanguard engine models	\$411.00
AX-0070	Battery tray, box and 2-foot of cables – Attaches to engine side of unit	Mi-T-M & Vanguard engine models	\$120.00
AX-0080	California compliant fuel tank – Replaces the EPA plastic fuel tank with a CARB approved painted steel tank; required for California models	AGW-SH22-20M	\$298.75
IX-0001	Vibration isolator pads – Recommended for models mounted in service truck applications. Isolators protect the unit from vibration during use.	AGW-SH22-20M, AGW-SM14-30M & AGW-SV14-30M	\$196.00
IX-0067	Remote start/choke, sealed cable – 7-foot wire extension for key switch	Mi-T-M engine models	\$460.00

Plugs and Couplers

- Add the ability to easily connect and disconnect your air tools and air hoses



PART NUMBER	DESCRIPTION	LIST PRICE
17-0049	Industrial interchange style plug – 1/4-inch MPT - 1/4-inch	\$3.20
17-0043	Industrial interchange style coupler – 1/4-inch MPT - 1/4-inch	\$11.00
17-0053	Industrial interchange style plug – 1/4-inch FPT - 1/4-inch	\$3.20
17-0045	Industrial interchange style coupler – 1/4-inch FPT - 1/4-inch	\$11.10
17-0061	Industrial interchange style plug – 3/8-inch MPT - 3/8-inch	\$7.50
17-0059	Industrial interchange style coupler – 3/8-inch MPT - 3/8-inch	\$35.30
17-0062	Industrial interchange style plug – 3/8-inch FPT - 3/8-inch	\$8.60
17-0060	Industrial interchange style coupler – 3/8-inch FPT - 3/8-inch	\$37.50
17-0067	Industrial interchange style coupler – 3/8-inch FPT - 1/4-inch	\$17.10
17-0068	Industrial interchange style coupler – 3/8-inch MPT - 1/4-inch	\$13.90
17-0050	Automotive style plug – 1/4-inch MPT - 1/4-inch	\$4.05
17-0044	Automotive style coupler – 1/4-inch MPT - 1/4-inch	\$9.60
17-0054	Automotive style plug – 1/4-inch FPT - 1/4-inch	\$3.20
17-0046	Automotive style coupler – 1/4-inch FPT - 1/4-inch	\$16.10
17-0051	Lincoln style plug – 1/4-inch MPT - 1/4-inch	\$6.40
17-0055	Lincoln style plug – 1/4-inch FPT - 1/4-inch	\$6.40
17-0047	Lincoln style coupler – 1/4-inch FPT - 1/4-inch	\$27.80
17-0052	ARO style plug – 1/4-inch MPT - 1/4-inch	\$3.20
17-0056	ARO style plug – 1/4-inch FPT - 1/4-inch	\$4.10
17-0048	ARO style coupler – 1/4-inch FPT - 1/4-inch	\$9.60
23-0017	Reducer – 3/8-inch to 1/4-inch	\$3.20
AW-0017-0045K	Coupler/plug set – 1/4-inch FPT - 1/4-inch Industrial Interchange Style coupler / 1/4-inch MPT - 1/4-inch Industrial Interchange Style plug	\$17.00
AW-0017-0046K	Coupler/plug set – 1/4-inch FPT - 1/4-inch Automotive Style coupler / 1/4-inch MPT - 1/4-inch Automotive Style plug	\$34.80

Coupler Test Bar



- Includes four 1/4-inch plugs; Tru-flate Automotive Style, Industrial Interchange Style, ARO Style and Lincoln Style

PART NUMBER	DESCRIPTION	LIST PRICE
17-4952	Coupler test bar	\$42.80

Brass Fittings



Barbed Hose Fittings

- Threaded end connects tools, fittings, couplers and plugs
- Corrosion-resistant brass construction

Brass Couplings

- Use to combine two short hoses into one long hose
- Corrosion-resistant brass construction

Barbed Hose Splicers

- Repair damaged hoses by combining hose sections together
- Corrosion-resistant brass construction

PART NUMBER	DESCRIPTION	LIST PRICE
23-0050	Barbed hose fitting – 3/8-inch MNPT x 1/2-inch hose ID	\$11.80
23-0051	Barbed hose fitting – 1/4-inch MNPT x 1/4-inch hose ID	\$4.30
23-0052	Barbed hose fitting – 3/8-inch MNPT x 1/4-inch hose ID	\$5.40
23-0069	Barbed hose fitting – 1/4-inch MNPT x 3/8-inch hose ID	\$3.70
23-0073	Barbed hose fitting – 3/8-inch MNPT x 3/8-inch hose ID	\$5.40
23-0002	Brass coupling – 1/4-inch FNPT x 1/4-inch FNPT	\$11.90
23-0103	Brass coupling – 1/4-inch MNPT x 1/4-inch MNPT	\$5.40
23-0415	Barbed hose splicer – Fits 1/4-inch hose ID	\$6.40
23-0416	Barbed hose splicer – Fits 3/8-inch hose ID	\$7.50

Steel Hex Nipples



- Used for when you have a female NPT thread and need a male NPT thread
- Corrosion-resistant steel construction

PART NUMBER	DESCRIPTION	LIST PRICE
24-0010	Steel hex nipple – 3/8-inch x 3/8-inch	\$5.80
24-0024	Steel hex nipple – 1/2-inch x 3/8-inch	\$7.50
24-0031	Steel hex nipple – 1/2-inch x 1/2-inch	\$6.20
24-0145	Steel hex nipple – 1/4-inch x 1/4-inch	\$5.40
24-0146	Steel hex nipple – 3/8-inch x 1/4-inch	\$5.00
24-0265	Steel hex nipple – 1/2-inch x 1/4-inch	\$6.40

Air Chucks



- Helps maintain proper tire pressure

PART NUMBER	DESCRIPTION	LIST PRICE
AT-3001	Dual foot – 1/4-inch FPT	\$32.10
AT-3002	Ball foot – 1/4-inch FPT	\$7.50
AT-3003	Deluxe air inflator – 12-inch hose, 12 to 120-PSI	\$95.20

Air Hoses



- 3/8-inch NPT fittings
- Bend restrictors
- Ideal for most compressor lines and pneumatic tools
- Non-conductive oil and abrasion resistant outer cover

PART NUMBER	DESCRIPTION	LIST PRICE
15-0230	PVC hose – 50-foot x 3/8-inch	\$69.60
854-0085	PVC hose – 50-foot x 3/8-inch with quick connects	\$91.20
15-0231	PVC hose – 25-foot x 3/8-inch	\$52.40
15-0328	Hybrid polymer hose – 50-foot x 3/8-inch, 1/4-inch MPT	\$126.30
15-0327	Hybrid polymer hose – 25-foot x 3/8-inch, 1/4-inch MPT	\$71.70

Engine Oil Drain Extensions



- 70-0357 Fits:**
- 118cc Honda GX120 OHV and 196cc Honda GX200 OHV engines
 - 212cc Mi-T-M OHV engines
 - 208cc Kohler CH270 OHV engines
- 70-0358 Fits:**
- 270cc Honda GX270 OHV and 389cc Honda GX390 OHV engines
 - 408cc Vanguard OHV engines
 - 300cc and 420cc Mi-T-M OHV engines
 - 277cc Kohler CH395 and 429cc Kohler CH440 OHV engines

PART NUMBER	DESCRIPTION	LIST PRICE
70-0357	Engine oil drain – 14-inch	\$67.40
70-0358	Engine oil drain – 14-inch	\$62.60
70-0380	Engine oil drain – 14-inch	\$67.60

- 70-0380 Fits:**
- 9.1 HP Kohler KD440 OHV engines

Electric Compressor Drain



- Automatically drains filters, compressor tanks, drip legs, after coolers and receivers
- 1/4-inch NPT coupler
- For electric air compressors when 110V of power is available

PART NUMBER	DESCRIPTION	LIST PRICE
AT-4012-M	Electric compressor drain	\$560.00

Air/Liquid Adapter Kit



- For filling tires with liquid

PART NUMBER	DESCRIPTION	LIST PRICE
23-0414	Air/liquid adapter kit	\$44.90

Blow Guns



AT-3004



AT-3005



AT-3008

- Provides a leak-proof seal for blowing dirt and debris from lines with high pressure air

PART NUMBER	DESCRIPTION	LIST PRICE
AT-3004	Blow gun – Standard rubber tip	\$22.50
AT-3005	Blow gun – Safety tip	\$22.50
AT-3007	AT-3004 with 1-foot extension	\$48.20
AT-3008	AT-3004 with 2-foot extension	\$53.50
AT-3009	AT-3004 with 4-foot extension	\$65.30

Air Filter Canisters



19-0217

- Houses air filter elements

PART NUMBER	DESCRIPTION	LIST PRICE
19-0215	Plastic filter canister – 2½-inch diameter x ¾-inch M	\$13.90
19-0217	Metal filter canister – 2½-inch diameter x ¾-inch M	\$22.10
19-0083	Metal filter canister – 3¼-inch diameter x ½-inch M	\$50.30
19-0240	Metal filter canister – 4½-inch diameter x ½-inch M	\$68.50
19-0219	Metal filter canister – 4½-inch diameter x 1-inch M	\$36.40
19-0225	Metal filter canister – 6-inch diameter x ¾-inch M	\$77.00

Replacement Air Filter Elements



19-0220

- Paper air filter replacement elements

PART NUMBER	DESCRIPTION	LIST PRICE
19-0218	For air filter canister 19-0217 – 2½-inch diameter x ¾-inch M	\$15.00
19-0082	For air filter canister 19-0083 – 3¼-inch diameter x ½-inch M	\$15.00
19-0220	For air filter canisters 19-0219 and 19-0240 – 4½-inch diameter x 1-inch M	\$18.20
19-0226	For air filter canister 19-0225 – 6-inch diameter x ¾-inch M	\$12.90

Gauges



22-0271



22-0446

- Monitor tank and outlet pressures

PART NUMBER	DESCRIPTION	LIST PRICE
22-0271	Gauge – 300-PSI maximum rating, ½-inch MPT	\$30.00
22-0446	Gauge – 250-PSI maximum rating, ½-inch MPT	\$30.00

Air Compressor Accessory Kit



- Includes:
- (1) 25-foot air hose
 - (1) blow gun with rubber nozzle
 - (1) ball foot air chuck
 - (3) ¼-inch plugs (2 male - 1 female)
 - (1) ¼-inch coupler (female)

PART NUMBER	DESCRIPTION	LIST PRICE
AW-9301-AT02	Air compressor accessory kit	\$125.00

Filters



- Removes dirt, debris and water from air lines

PART NUMBER	DESCRIPTION	LIST PRICE
AT-4004-M	¼-inch poly bowl – 150-psig maximum supply pressure	\$111.00
AT-4005-M	½-inch metal bowl – 250-psig maximum supply pressure; main line filter	\$134.00
AT-4006-M	¾-inch poly bowl – 150-psig maximum supply pressure; general purpose filter	\$111.00
AT-4007-M	Disposable in-line filter – ¼-inch MPT x ¼-inch FPT, desiccant; disposable filter and regulator in one compact unit	\$23.00
AT-4008-M	Air tool filter – ¼-inch MPT x ¼-inch FPT	\$15.00

Regulators



- Reduce and maintain pressure levels

PART NUMBER	DESCRIPTION	LIST PRICE
22-0326	¼-inch regulator – ½-inch gauge port	\$38.50
22-0231	¾-inch regulator – ½-inch gauge port	\$107.00
22-0358	½-inch regulator – ¼-inch gauge port	\$315.70

Filter/Regulator



- Removes dirt, debris and water from air lines
- 150-psig maximum supply pressure

PART NUMBER	DESCRIPTION	LIST PRICE
AT-4011-M	¾-inch filter/regulator	\$220.00


In-Line Lubricators



- Ideal for air tool lubrication

PART NUMBER	DESCRIPTION	LIST PRICE
AT-4009-M	¼-inch poly bowl with bowl guard	\$156.00
AT-4010-M	¾-inch poly bowl with bowl guard	\$156.00

Replacement Pumps

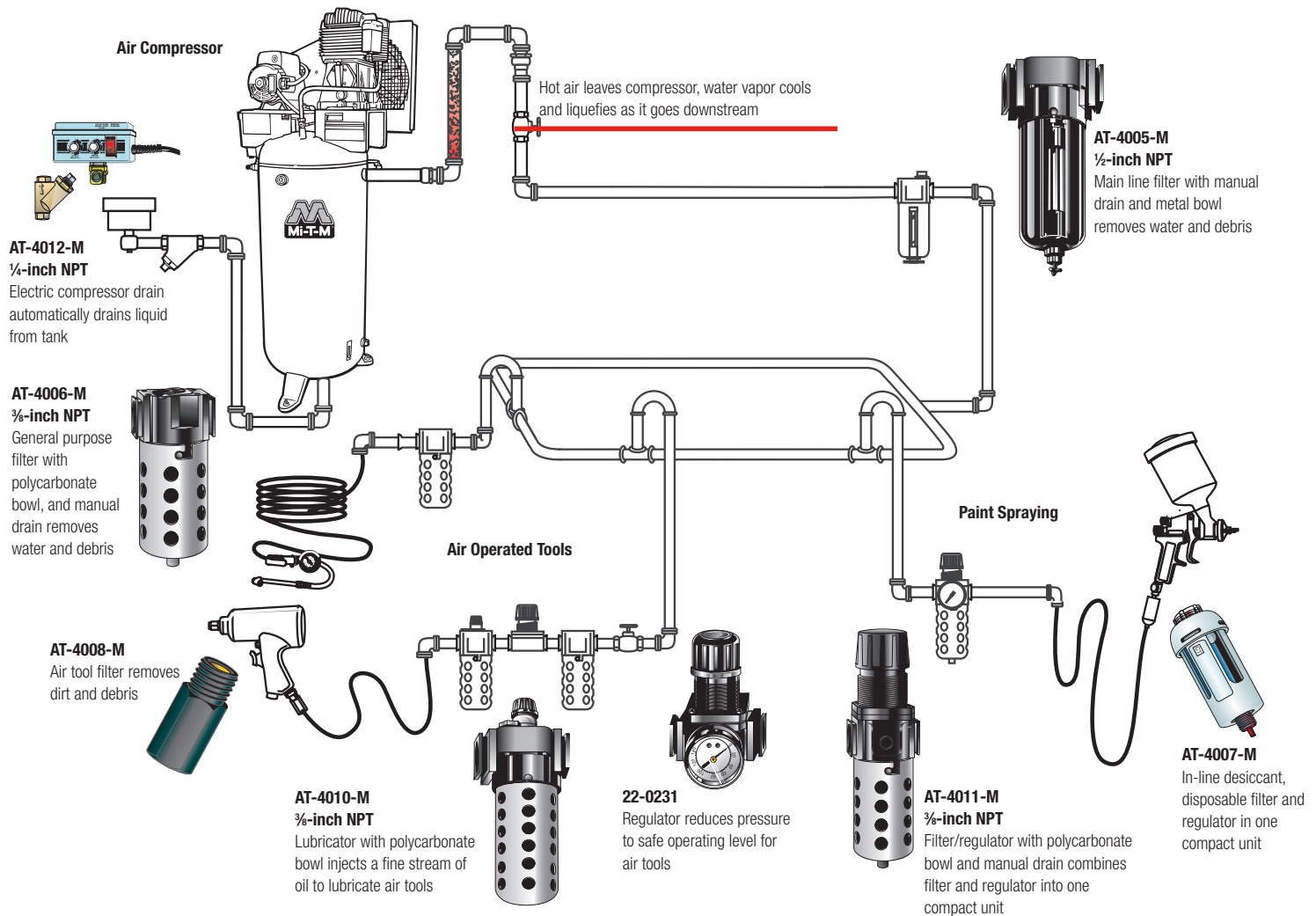


ALUMINUM		
PART NUMBER	DESCRIPTION	LIST PRICE
3-0425	Single stage – Fits single stage electric Work Pro Series models	\$441.90

CAST IRON WITH CAST IRON HEAD		
PART NUMBER	DESCRIPTION	LIST PRICE
3-0303	Single stage – Fits models with a 196cc Honda, 208cc Kohler and 212cc Mi-T-M gasoline engine	\$859.00
3-0315	Single stage – Fits electric models up to 2.0 HP	\$681.80
3-0298	Two stage – Fits models with a 270cc or larger gasoline engine and AG2-SKD9-30M model	\$1,800.00
3-0304	Two stage – Fits models with a 389cc up to 688cc gasoline engine and ABS-9KD-30H model	\$2,362.50
3-0312	Two stage – Fits ACS and ACD Series models	\$2,180.70
3-0313	Two stage – Fits ADS and ADD Series models	\$4,266.00
3-0314	Two stage – Fits AES and AED Series models	\$6,384.30

Building an Efficient Air System

Compressed-air-powered equipment and machinery are critical elements in the productivity, efficiency and economy of today's industry. Quality air is the essential element for effective operation of this equipment. Water and dirt can cause major problems in compressed air lines. The use of filters that remove moisture and impurities from the air help high-speed pneumatic production lines operate more efficiently. Regulators and lubricators may also be added to control and lubricate downstream equipment. A quality air system can save time, money and keep equipment operating at maximum efficiency.



Inverter Generators

2000-Watt up to 7300-Watt – Gasoline

Inverter technology for reduced size, weight, noise and fuel consumption. Produces commercial quality AC power for sensitive electronic equipment.

- Recoil start (GEN-4000 and GEN-8000 models also have electric start – sealed battery included)
- Handle and wheels (GEN-4000 and GEN-8000 models)
- Equipped with CO detector with automatic shutdown
- DC plug
- USB port for electronics
- Idle control
- Digital display for voltage, hertz, run hours and total hours (GEN-4000 and GEN-8000 models)
- USDA/USFS-approved spark arrestors
- 3 year limited Mi-T-M engine warranty
- CSA Certified – Canada (GEN-2000 and GEN-3500 models)
- ETL Certified – Canada (GEN-2500, GEN-4000 and GEN-8000 models)



GEN-8000-IMM1E



USAGE	RESIDENTIAL/ COMMERCIAL	RESIDENTIAL/ COMMERCIAL	RESIDENTIAL/ COMMERCIAL	RESIDENTIAL/ COMMERCIAL	RESIDENTIAL/ COMMERCIAL
MODEL NUMBER	GEN-2000-IMM1	GEN-2500-IMM1	GEN-3500-IMM1	GEN-4000-IMM1E	GEN-8000-IMM1E
MAX. AC OUTPUT	2000 watts	2500 watts	3500 watts	4000 watts	7300 watts
DISPLACEMENT/ ENGINE	79cc Mi-T-M OHV	120cc Mi-T-M OHV	212cc Mi-T-M OHV	225cc Mi-T-M OHV	420cc Mi-T-M OHV
SHIP WT.	57 lb.	68 lb.	77 lb.	118 lb.	238 lb.
NET WT.	49 lb.	57 lb.	66 lb.	105 lb.	227 lb.
LIST PRICE	\$1,659.00	\$1,814.00	\$1,425.00	\$2,761.50	\$4,470.00

ACCESSORIES:

PART NUMBER	DESCRIPTION	FITS MODELS	LIST PRICE
32-0915	RV generator adapter – 30A/125V female/male. Use to connect RV cordsets to 30A generators.	GEN-3500, GEN-4000 & GEN-8000 models	\$156.20
32-1289	Triple receptacle adapter – Converts (1) L5-30 plug to (3) lighted 5-20 locking receptacles	GEN-3500, GEN-4000 & GEN-8000 models	\$134.80
AW-5100-0001	Parallel port box – Connect two models for a maximum of 3600-watts; includes 30A, 120V outlet and 20A, 120V duplex receptacle	GEN-2000 & GEN-2500 models	\$231.00
AW-5100-0002	Parallel port box – Connect two models for a maximum of 6000-watts; includes 50A, 120V outlet and 20A, 120V duplex receptacle	GEN-3500 & GEN-4000 models	\$252.00
AW-6000-1002	Equipment cover – Keeps your equipment clean, dry and looking like new	GEN-8000-IMM1E	\$228.00

ChoreMaster® Series

3600-Watt up to 8000-Watt – Gasoline

- Recoil start (GEN-8000 model also has electric start – sealed battery included)
- Powder coated wraparound frame
- Handle, wheels and outlet covers (GEN-6500 and GEN-8000 models)
- Fuel shut-off valve
- DC/battery charging (GEN-3600 model)
- Equipped with CO detector with automatic shutdown (GEN-6500 and GEN-8000 models)
- Digital display for voltage, hertz, run hours and total hours (GEN-6500 and GEN-8000 models)
- USDA/USFS-approved spark arrestors
- 3 year limited Mi-T-M engine warranty
- CSA Certified



USAGE	COMMERCIAL	COMMERCIAL	COMMERCIAL
MODEL NUMBER	GEN-3600-0MM0	GEN-6500-0MM1	GEN-8000-0MM1E
MAX. AC OUTPUT	3600 watts	6500 watts	8000 watts
DISPLACEMENT/ENGINE	212cc Mi-T-M OHV	420cc Mi-T-M OHV	420cc Mi-T-M OHV
SHIP WT.	134 lb.	210 lb.	218 lb.
NET WT.	102 lb.	183 lb.	192 lb.
LIST PRICE	\$1,220.00	Consult factory	Consult factory

ACCESSORIES:

PART NUMBER	DESCRIPTION	FITS MODELS	LIST PRICE
32-0915	RV generator adapter – 30A/125V female/male. Use to connect RV cordsets to 30A generators.	All models	\$156.20
32-1289	Triple receptacle adapter – Converts (1) L5-30 plug to (3) lighted 5-20 locking receptacles	All models	\$134.80
AW-5090-0009	Lifting hook – For easier portability, folds down and out of the way when not in use	GEN-3600-0MM0	\$98.00
AW-6000-1002	Equipment cover – Keeps your equipment clean, dry and looking like new	GEN-6500-0MM1 & GEN-8000-0MM1E	\$228.00

3000-Watt and 5000-Watt
Industrial Gasoline

- Heavy-duty powder coated wraparound frame
- Large low tone muffler
- Fuel shut-off valve
- Easy-to-read fuel gauge
- Heavy-duty industrial air cleaner
- Full power switch (GEN-5000 models)
- USDA/USFS-approved spark arrestors
- 3 year limited Honda and Kohler engine warranties
- CSA Certified



GEN-5000-0MHO

MODEL NUMBER	MAX. AC OUTPUT	DISPLACEMENT/ENGINE	SHIP WT.	NET WT.	LIST PRICE
GEN-3000-1MH0	3000 watts	163cc Honda GX160 OHV	146 lb.	130 lb.	\$2,391.00
GEN-3000-1MK0	3000 watts	208cc Kohler CH270 OHV	146 lb.	130 lb.	\$2,177.00
GEN-5000-0MH0	5000 watts	270cc Honda GX270 OHV	198 lb.	176 lb.	\$3,520.00
GEN-5000-0MK0	5000 watts	277cc Kohler CH395 OHV	198 lb.	176 lb.	\$3,018.00

ACCESSORIES:

PART NUMBER	DESCRIPTION	FITS MODELS	LIST PRICE
32-0915	RV generator adapter – 30A/125V female/male. Use to connect RV cordsets to 30A generators.	5000-watt models	\$156.20
32-1289	Triple receptacle adapter – Converts (1) L5-30 plug to (3) lighted 5-20 locking receptacles	5000-watt models	\$134.80
AW-5090-0003	Lifting hook – For easier portability, folds down and out of the way when not in use	5000-watt models	\$105.00
AW-5740-0009	Wheel kit with flat-free tires – For easier mobility, two flat-free tires and rubber gripped handles	5000-watt models	\$395.00

OPTION:

PART NUMBER	DESCRIPTION	FITS MODELS	LIST PRICE
GX-0004	Hour meter – Displays the number of hours the unit has been in operation	5000-watt models	\$61.00

6000-Watt up to 8000-Watt Industrial Gasoline

- Heavy-duty powder coated wraparound frame
- Large low tone muffler
- Fuel shut-off valve
- Easy-to-read fuel gauge
- Idle control
- Voltmeter/hour meter
- Heavy-duty industrial air cleaner
- USDA/USFS-approved spark arrestors
- 2 year limited alternator warranty
- 3 year limited Honda and Kohler engine warranties
- CSA Certified



GEN-6000-0MHE

MODEL NUMBER	MAX. AC OUTPUT	DISPLACEMENT/ENGINE	SHIP WT.	NET WT.	LIST PRICE
GEN-6000-0MHO	6000 watts	389cc Honda GX390 OHV	232 lb.	210 lb.	\$4,241.00
GEN-6000-0MHE [^]	6000 watts	389cc Honda GX390 OHV	240 lb.	218 lb.	\$4,897.00
GEN-6000-0MK0	6000 watts	429cc Kohler CH440 OHV	232 lb.	210 lb.	\$3,831.00
GEN-7500-0MHO	7500 watts	389cc Honda GX390 OHV	255 lb.	233 lb.	\$4,391.00
GEN-7500-0MHE [^]	7500 watts	389cc Honda GX390 OHV	263 lb.	241 lb.	\$5,035.00
GEN-8000-0MK0	8000 watts	429cc Kohler CH440 OHV	255 lb.	233 lb.	\$4,083.00
GEN-8000-0MKE [^]	8000 watts	429cc Kohler CH440 OHV	259 lb.	237 lb.	\$4,343.00

[^]Equipped with electric start – sealed battery included.

ACCESSORIES:

PART NUMBER	DESCRIPTION	FITS MODELS	LIST PRICE
32-0915	RV generator adapter – 30A/125V female/male. Use to connect RV cordsets to 30A generators.	All models	\$156.20
32-1289	Triple receptacle adapter – Converts (1) L5-30 plug to (3) lighted 5-20 locking receptacles	All models	\$134.80
AW-5090-0004	Lifting hook – For easier portability, folds down and out of the way when not in use	All models	\$107.00
AW-5740-0010	Wheel kit with flat-free tires – For easier mobility, two flat-free tires and rubber gripped handles	All models	\$373.00
AW-6000-1002	Equipment cover – Keeps your equipment clean, dry and looking like new	All models	\$228.00

14000-Watt Industrial Gasoline

- Reinforced powder coated steel frame
- 13-inch flat-free tires
- Large low tone muffler
- Easy-to-read fuel gauge
- Idle control
- Voltmeter/hour meter
- Heavy-duty industrial air cleaner
- USDA/USFS-approved spark arrestors
- 3 year limited Honda and Mi-T-M engine warranties
- CSA Certified (GEN-14000-1MHE)



GEN-14000-1MHE

MODEL NUMBER	MAX. AC OUTPUT	DISPLACEMENT/ENGINE	SHIP WT.	NET WT.	LIST PRICE
GEN-14000-1MHE	14000 watts	688cc Honda GX630 OHV with electric start – sealed battery included	568 lb.	508 lb.	\$10,606.00
GEN-14000-1MME	14000 watts	670cc Mi-T-M OHV with electric start – sealed battery included	553 lb.	493 lb.	C/F

ACCESSORIES:

PART NUMBER	DESCRIPTION	FITS MODELS	LIST PRICE
32-0915	RV generator adapter – 30A/125V female/male. Use to connect RV cordsets to 30A generators.	All models	\$156.20
32-1289	Triple receptacle adapter – Converts (1) L5-30 plug to (3) lighted 5-20 locking receptacles	All models	\$134.80
AW-6000-1002	Equipment cover – Keeps your equipment clean, dry and looking like new	All models	\$228.00

OPTIONS:

PART NUMBER	DESCRIPTION	FITS MODELS	LIST PRICE
GX-0003	Skid feet – For stationary applications	All models	\$63.00
GX-0005	50-amp twist lock receptacle – Marine receptacle for routine marine applications	All models	\$259.00

6000-Watt Industrial Diesel

- Heavy-duty powder coated wraparound frame
- Fuel shut-off valve
- Easy-to-read fuel gauge
- Voltmeter/hour meter
- Heavy-duty industrial air cleaner
- 3 year limited Kohler engine warranty
- CSA Certified



MODEL NUMBER	MAX. AC OUTPUT	HORSEPOWER/ENGINE	SHIP WT.	NET WT.	LIST PRICE
GEN-6000-0MKD	6000 watts	9.1 HP Kohler KD440 OHV with electric start – sealed battery included	295 lb.	273 lb.	\$7,564.00

ACCESSORIES:

PART NUMBER	DESCRIPTION	FITS MODEL	LIST PRICE
32-0915	RV generator adapter – 30A/125V female/male. Use to connect RV cordsets to 30A generators.	GEN-6000-0MKD	\$156.20
32-1289	Triple receptacle adapter – Converts (1) L5-30 plug to (3) lighted 5-20 locking receptacles	GEN-6000-0MKD	\$134.80
AW-5090-0007	Lifting hook – For easier portability, folds down and out of the way when not in use	GEN-6000-0MKD	\$111.00
AW-5740-0006	Wheel kit with flat-free tires – For easier mobility, two flat-free tires and rubber gripped handles	GEN-6000-0MKD	\$602.00
AW-6000-1002	Equipment cover – Keeps your equipment clean, dry and looking like new	GEN-6000-0MKD	\$228.00

Wheel Kits



GEN-7500-0MHE shown with
wheel kit accessory, AW-5740-0010

- Two 10-inch flat-free tires
- Dual rubber isolators
- Powder coated and rubber gripped handles for comfort

PART NUMBER	DESCRIPTION	LIST PRICE
AW-5740-0006	Wheel kit – Fits GEN-6000-0MKD	\$602.00
AW-5740-0009	Wheel kit – Fits 5000-watt models	\$395.00
AW-5740-0010	Wheel kit – Fits 6000, 7500 and 8000-watt Honda and Kohler gasoline engine models	\$373.00

Lifting Hooks



GEN-5000-0MHO shown with
lifting hook accessory, AW-5090-0003

- Made with ¼-inch powder coated steel
- Bolts to generator with U-bolts
- Folds down and out of the way when not in use

PART NUMBER	DESCRIPTION	LIST PRICE
AW-5090-0003	Lifting hook – Fits 5000-watt models	\$105.00
AW-5090-0004	Lifting hook – Fits 6000, 7500 and 8000-watt Honda and Kohler gasoline engine models	\$107.00
AW-5090-0007	Lifting hook – Fits GEN-6000-0MKD	\$111.00
AW-5090-0009	Lifting hook – Fits GEN-3600-0MMO	\$98.00

Equipment Cover



- Made with 600 denier vinyl-backed polyester
- Fits generators 6000-watt up to 14000-watt

PART NUMBER	DESCRIPTION	LIST PRICE
AW-6000-1002	Equipment cover	\$228.00

RV Generator Adapter



- 30A/125V female/male
- Used to connect RV cordsets to 30A generators
- Fits generators 3200-watt and higher

PART NUMBER	DESCRIPTION	LIST PRICE
32-0915	RV generator adapter	\$156.20

Triple Receptacle Adapter



- Converts (1) L5-30 plug to (3) lighted 5-20 locking receptacles
- 2-foot 10/3 STW cord with E-ZEE LOCK® locking connects
- Fits 4000-watt and 8000-watt inverters; 3600-watt up to 8000-watt ChoreMaster generators; and generators 5000-watt up to 14000-watt Honda, Kohler and Mi-T-M engines

PART NUMBER	DESCRIPTION	LIST PRICE
32-1289	Triple receptacle adapter	\$134.80

Inverter Parallel Port Boxes



GEN-2000-1MM1 and GEN-2500-1MM1 shown
with parallel port box, AW-5100-00001

- AW-5100-0001**
- Includes 30A, 120V outlet and 20A, 120V duplex receptacle
- AW-5100-0002**
- Includes 50A, 120V outlet and 20A, 120V duplex receptacle

PART NUMBER	DESCRIPTION	LIST PRICE
AW-5100-0001	Parallel port box – Connect two models for a maximum output of 3600-watts	\$231.00
AW-5100-0002	Parallel port box – Connect two models for a maximum output of 6000-watts	\$252.00

Industrial

- High impact poly canister
- Wet and dry filter – no conversion necessary
- 25-foot power cord
- 2 year limited warranty, excludes normal wear items
- CSA Certified – US and Canada

Unit Includes:

- 10-foot x 1¼-inch hose with inlet cuff
- 2-piece aluminum/plastic extension wand
- 14¼-inch curved plastic wand
- 12-inch commercial squeegee floor tool
- 12-inch combination floor tool
- 8½-inch crevice tool
- Cartridge filter
- 1 paper filter bag (Replacement bags sold in packs of 5 qty.)



MODEL NUMBER	MOTOR	CFM	WATERLIFT	CAPACITY	WATER RECOVERY	SHIP WT.	NET WT.	LIST PRICE
MV-900-0MEV	1.3 HP, 120V, 7.5A, 60Hz	101	87in.	9.0 gallons	6.0 gallons	36 lb.	25 lb.	\$663.00

Suction Hose and Fitting



Inlet cuff fitting, 50-0178 shown on bulk suction hose, 15-0242

Suction Hose – Bulk

- 1¼-inch hose without fittings
- Sold in 10-foot increments with 50-foot maximum length

Inlet Cuff Fitting

- Connects bulk hose to vacuum

PART NUMBER	DESCRIPTION	LIST PRICE
15-0242	Suction hose – bulk	\$8.60
50-0178	Inlet cuff fitting	\$13.90

Tools



Commercial Squeegee Floor Tool

- 12-inch high impact plastic
- Connects directly to extension wand

Combination Floor Tool

- 12-inch high impact plastic
- Connects directly to extension wand

Crevice Tool

- 8½-inch high impact plastic
- Connects directly to curved plastic wand

Dusting Brush

- 2½-inch nylon brush
- Connects directly to curved plastic wand

PART NUMBER	DESCRIPTION	LIST PRICE
33-0410	Commercial squeegee floor tool	\$26.80
33-0411	Combination floor tool	\$57.80
33-0412	Crevice tool	\$7.50
33-0422	Dusting brush	\$42.80

Wands



Aluminum/Plastic Extension Wand

- Plastic wand with aluminum inserts
- Quantity of two required to create the wand

Curved Plastic Wand

- 14¼-inch
- Connects hand tools to hose

PART NUMBER	DESCRIPTION	LIST PRICE
16-0402	Aluminum/plastic extension wand	\$21.40
16-0403	Curved plastic wand	\$15.00

Filters



Cartridge Filter

- For wet and dry use

Paper Filter Bags

- Disposable, for dry use only
- Recommended for fine dusts

PART NUMBER	DESCRIPTION	LIST PRICE
19-0221	Cartridge filter	\$133.70
19-0222	Paper filter bags – 5 per pack	\$63.10

Industrial

- High impact poly canister
- Hydro flow filter for wet and dry filter – no conversion necessary
- Filter efficiency 99.5% to 1.0-micron (Optional HEPA filter 99.97% to 0.3-micron)
- 25-foot power cord
- 5 year limited warranty, excludes normal wear items
- CSA Certified – US and Canada

Unit Includes:

- 10-foot x 1½-inch crushproof hose
- 2-piece aluminum extension wand
- 14-inch commercial squeegee floor tool
- 12-inch combination floor tool
- 10¾-inch crevice tool
- 5-inch upholstery tool
- Cartridge filter
- 1 paper filter bag (Replacement bags sold in packs of 10 qty.)



MV-1300-0MEV

MV-1800-0MEV

MODEL NUMBER	MOTOR	CFM	WATERLIFT	CAPACITY	WATER RECOVERY	SHIP WT.	NET WT.	LIST PRICE
MV-1300-0MEV	1.6 HP, 120V, 8.6A, 60Hz	108	111in.	13.0 gallons	9.0 gallons	50 lb.	38 lb.	\$1,240.00
MV-1800-0MEV	1.6 HP, 120V, 8.6A, 60Hz	108	111in.	18.0 gallons	13.0 gallons	55 lb.	44 lb.	\$1,315.00

OPTIONS:

PART NUMBER	DESCRIPTION	FITS MODELS	LIST PRICE
VX-0001	Vacuum accessories with paper filter bags – Includes 25-foot x 1½-inch crushproof vacuum hose, 10 disposable paper filter bags (19-0610), crevice tool (33-0326) and "claw" suction hand tool (33-0371)	All models	\$49.00
VX-0002	Vacuum accessories with cloth filter bag – Includes 25-foot x 1½-inch crushproof vacuum hose, cloth filter bag (19-0611), crevice tool (33-0326) and "claw" suction hand tool (33-0371)	All models	\$66.00
VX-0003	Vacuum accessories with vacuum bag liner – Includes 25-foot x 1½-inch crushproof vacuum hose, vacuum bag liner (19-0235), crevice tool (33-0326) and "claw" suction hand tool (33-0371)	All models	\$132.00

Note: These options will remove the two-piece aluminum extension wand (16-0391), combination floor tool (33-0360), commercial squeegee floor tool (33-0359) and the upholstery tool (33-0327) that come standard with the vacuum.

Suction Hoses



15-0207

PART NUMBER	DESCRIPTION	LIST PRICE
15-0207	Suction hose – 10-foot x 1½-inch crushproof hose with fittings	\$66.30
852-0191	Suction hose – 25-foot x 1½-inch crushproof hose with fittings	\$132.70
15-0223	Bulk hose – ½-inch crushproof hose without fittings; sold by the foot with 50-foot maximum length	\$4.30

Hose Fittings



50-0167

50-0169

50-0168

Tapered Cuff End

- Connects hose to wand or to hose connector

Hose Connector

- Connects tapered cuff end to hose extension

Inlet Cuff Fitting

- Connects hose to vacuum

Hose Adapter Kit

- For when you need to add extra hose to your existing suction hose
- Includes one hose connector, 50-0168 and two inlet cuff fittings, 50-0169

PART NUMBER	DESCRIPTION	LIST PRICE
50-0167	Tapered cuff end	\$11.80
50-0168	Hose connector	\$10.70
50-0169	Inlet cuff fitting	\$7.50
852-0156	Hose adapter kit	\$25.70

Tools



PART NUMBER	DESCRIPTION	LIST PRICE
33-0326	Crevice tool	\$13.90
33-0327	Upholstery tool	\$20.30
33-0328	Dusting tool	\$17.10
33-0359	Commercial squeegee floor tool	\$66.30
33-0397	Replaceable rubber blades – Front blade	\$18.20
33-0398	Replaceable rubber blades – Rear blade	\$16.70
33-0360	Combination floor tool	\$59.90
33-0361	Commercial nylon brush floor tool	\$61.00
33-0362	Power floor tool	\$134.80
33-0371	"Claw" suction hand tool	\$13.90

Crevice Tool

- 10 $\frac{3}{4}$ -inch high impact plastic
- Connects directly to hose

Upholstery Tool

- 5-inch width; serrated edge
- High impact plastic
- Connects directly to hose

Dusting Tool

- 2 $\frac{3}{4}$ -inch nylon brush
- High impact plastic
- Connects directly to hose

Commercial Squeegee Floor Tool

- 14-inch with replaceable rubber blades
- High impact plastic
- Connects directly to extension wand

Replaceable Rubber Blades

- Fits commercial squeegee floor tool, 33-0359

Combination Floor Tool

- 12-inch with adjustable brush height
- High impact plastic
- Connects directly to extension wand

Commercial Nylon Brush Floor Tool

- 14-inch nylon brush insert
- High impact plastic
- Connects directly to extension wand

Power Floor Tool

- 10 $\frac{3}{4}$ -inch, air-powered, belt drive
- High impact plastic
- Connects directly to extension wand

"Claw" Suction Hand Tool

- 4-inch high impact plastic
- Connects directly to hose

Aluminum Extension Wand



- 2-piece friction fit
- Chrome-plated

PART NUMBER	DESCRIPTION	LIST PRICE
16-0391	Aluminum extension wand	\$58.90

Filters



Hydro Flow Filters

- For wet and dry use
- 99.5% efficient to 1.0-micron
- Completely washable

High Efficiency Particulate Air (HEPA) Filter

- Recommended for fine dust and clean room applications
- 99.97% efficient to 0.3-micron

PART NUMBER	DESCRIPTION	LIST PRICE
19-0230	Hydro flow filter	\$192.20
852-0193	Hydro flow filter kit – Includes 19-0230 filter, support plate and hardware	\$219.70
19-0234	High efficiency particulate air (HEPA) filter	\$366.10

Filter Bags



19-0610



19-0611

Paper Filter Bags

- Disposable, for dry use only
- Recommended for fine dusts

Cloth Filter Bag

- Reusable, for dry use only
- Machine washable

PART NUMBER	DESCRIPTION	LIST PRICE
19-0610	Paper filter bags – 10 per pack	\$108.10
19-0611	Cloth filter bag	\$185.10

Vacuum Bag Liner



19-0235

- Fits inside canister to keep filter cartridge clean
- Dry use only – do not use with paper filter bag

PART NUMBER	DESCRIPTION	LIST PRICE
19-0235	Vacuum bag liner	\$225.80

Replacement Motor Kit



- Includes motor and weather stripping

PART NUMBER	DESCRIPTION	LIST PRICE
852-0184	Replacement motor kit	\$262.20

Wall-Mount Bracket



- Allows for permanent work cleaning station
- Save space by mounting vacuum to a wall
- Powder coated steel bracket

PART NUMBER	DESCRIPTION	LIST PRICE
AW-9500-0000	Wall-mount bracket	\$284.00

Vacuum Bag and Hose Hanger



MV-1800-OMEV shown with accessory bag and hose hanger, AW-9500-0001

- Fits both 13 and 18-gallon vacuums
- Vacuum hose hanger attached to top handle
- Accessory bag holds two-piece aluminum extension wand, standard floor and hand tools
- Made from 600 denier vinyl-backed polyester
- Easy to clean with soap and water

PART NUMBER	DESCRIPTION	LIST PRICE
AW-9500-0001	Vacuum bag and hose hanger	\$136.00

Heavy-Duty Steel

Industrial

- Special tamper-proof armored locking system
- Convenient swing-out handles
- Reinforced support skids
- Heavy-duty solid steel construction with full arc welded seams
- Full-length concealed riveted hinges
- Special power coated finish for extreme durability
- Predrilled skids for easy caster installation



MB-4822

MODEL NUMBER	CUBIC FEET	DIMENSIONS (LxWxH)	SHIP WT.	NET WT.	LIST PRICE
MB-3619	6.33	36x19x16in.	83 lb.	81 lb.	Consult factory
MB-4822	13.44	48x22x22in.	128 lb.	123 lb.	Consult factory
MB-4830	25.00	48x30x30in.	174 lb.	168 lb.	Consult factory
MB-6024	21.66	60x24x26in.	177 lb.	169 lb.	Consult factory

Padlocks not included. No. 5 padlocks recommended.

Tool Trays



MX-22

- Organize your jobsite boxes with tool trays
- Increase your inside storage space
- Convenient transportable tray for jobs that only need select tools

PART NUMBER	FITS MODEL	TRAY DIMENSIONS (LxWxH)	TRAY WT.	LIST PRICE
MX-19	One tray fits MB-3619	16.5x11x3in.	7 lb.	\$90.00
MX-22	Two trays fit MB-4822	19.45x11x3in.	9 lb.	\$101.00
MX-30	Two trays fit MB-4830	27.5x11x3in.	12 lb.	\$138.00
MX-24	Two trays fit MB-6024	21.5x11x3in.	8 lb.	\$107.00

Casters



MX-5

- Built with heavy-duty components
- Feature durable ball bearing wheels for smooth and effortless mobility
- Each set includes two swivel and two rigid casters with locks

PART NUMBER	DESCRIPTION	LIST PRICE
MX-4	Castors – 4-inch, 700 lb.	\$233.00
MX-5	Castors – 5-inch, 800 lb.	\$265.00
MX-6	Castors – 6-inch, 800 lb.	\$292.00

Kerosene Forced Air Heaters

Industrial

- Heavy-duty, cast aluminum enclosed electric motor
- Built-in temperature control thermostat with control dial
- Integral overheat and flame-out safety
- Dual connector ignition
- Factory tested for multiple fuels: Kerosene, JP8/Jet A fuel, No. 1 & No. 2 fuel oil and No. 1 & No. 2 diesel fuel
- 1 year limited warranty
- CSA Certified – US and Canada



MH-0190-0M11

MODEL NUMBER	MH-0075-0M11	MH-0135-0M11	MH-0190-0M11	MH-0215-0M11	MH-0400-0M11	MH-0600-0M10
HEAT OUTPUT	75,000 BTU	135,000 BTU	190,000 BTU	215,000 BTU	400,000 BTU	600,000 BTU
HOT-AIR FLOW	173 CFM	321 CFM	409 CFM	409 CFM	1,400 CFM	3,000 CFM
AIR PUMP PRESSURE	5.5 PSI	6.0 PSI	7.5 PSI	7.0 PSI	157 PSI	128 PSI
AC POWER	120V, 60Hz, 1.3 Amps	120V, 60Hz, 2.1 Amps	120V, 60Hz, 2.5 Amps	120V, 60Hz, 2.7 Amps	120V, 60Hz, 3.3 Amps	120V, 60Hz, 5.5 Amps
MOTOR SIZE	1/5 HP	1/3 HP	1/2 HP	1/2 HP	1/2 HP	5/8 HP
FUEL TANK CAPACITY	5.3 gallons	10.6 gallons	13.2 gallons	13.2 gallons	21.0 gallons	40.0 gallons
FUEL CONSUMPTION	0.55 gal./hr.	0.97 gal./hr.	1.37 gal./hr.	1.58 gal./hr.	3.00 gal./hr.	4.50 gal./hr.
MAX. OPERATING HOURS	9.5 hours	11.0 hours	10.0 hours	8.0 hours	7.0 hours	8.9 hours
HEATING AREA	1,875 sq. ft.	3,375 sq. ft.	4,750 sq. ft.	5,375 sq. ft.	10,000 sq. ft.	15,000 sq. ft.
SHIP WT.	33 lb.	62 lb.	70 lb.	70 lb.	155 lb.	376 lb.
NET WT.	28 lb.	54 lb.	61 lb.	61 lb.	146 lb.	320 lb.
LIST PRICE	\$546.00	\$872.00	\$1,030.00	\$1,044.00	\$3,450.00	\$7,035.00

Propane Forced Air Heaters

Industrial

- High performance fan
- Automatic shut-off if power is interrupted or flame is extinguished
- Enclosed gas controls
- One-touch ignition and heat control for easy operation
- 1 year limited warranty
- CSA Certified – US
- CSA Blue Star Certified – US



MH-0375-LM10

MODEL NUMBER	MH-0060-LM10	MH-0150-LM10	MH-0150-LMT0*	MH-0150-NM10*	MH-0375-LM10*
HEAT OUTPUT	40-50-60,000 BTU	120-135-150,000 BTU	150,000 BTU	150,000 BTU	225-375,000 BTU
HOT-AIR FLOW	300 CFM	400 CFM	400 CFM	435 CFM	1,500 CFM
AC POWER	120V, 60Hz, Less than 1.0 Amp	120V, 60Hz, Less than 1.0 Amp	120V, 60Hz, Less than 1.0 Amp	120V, 60Hz, Less than 1.0 Amp	120V, 60Hz, 1.45 Amps
MOTOR SIZE	1/10 HP	1/9 HP	1/9 HP	1/9 HP	1/5 HP
FUEL	Propane	Propane	Propane	Natural Gas	Propane
FUEL CONSUMPTION	1.9 / 2.3 / 2.8 lb./hr.	5.5 / 6.2 / 6.9 lb./hr.	6.9 lb./hr.	146 cu. ft./hr.	10.4 to 17.4 lb./hr.
REQUIRED CYLINDER SIZE	20 lb.	100 lb.	100 lb.	N/A	(2) 100 lb.
MAX. OPERATING HOURS (PER REQUIRED CYLINDER SIZE)	10.5 hours	18.0 hours	18.0 hours	N/A	11.5 hours
HEATING AREA	1,500 sq. ft.	3,800 sq. ft.	3,800 sq. ft.	3,800 sq. ft.	9,000 sq. ft.
SHIP WT.	19 lb.	29 lb.	29 lb.	35 lb.	49 lb.
NET WT.	15 lb.	23 lb.	23 lb.	24 lb.	41 lb.
LIST PRICE	\$460.00	\$535.00	\$1,091.00	\$822.00	\$1,603.00

*Includes thermostat.

ACCESSORY:

PART NUMBER	DESCRIPTION	FITS MODELS	LIST PRICE
68-5010	Two cylinder manifold – Connects any two propane cylinders	All models	\$238.70

Propane Tank-Top Radiant Heaters

Industrial

- Variable heat control valve
- Clean, quiet, instant radiant heat
- High efficiency heat reflector
- Safety shut-off valve
- Match light ignition
- Requires 20-lb. LP tank (Not included)
- 1 year limited warranty
- CSA Certified – US and Canada



MH-0015-IM10

MODEL NUMBER	MH-0015-IM10	MH-0030-IM10
HEAT OUTPUT (SINGLE BURNER)*	L-9,000 / M-12,000 / H-16,000 BTU	L-9,000 / M-12,000 / H-16,000 BTU
HEAT OUTPUT (DOUBLE BURNER)*	N/A	L-18,000 / M-24,000 / H-32,000 BTU
HEAT SETTINGS	3	6
MAX. OPERATING HOURS (20 LB. CYLINDER)*	L-48 / M-36 / H-27 hours	L-48 / M-18 / H-14 hours
SHIP WT.	3 lb.	6 lb.
NET WT.	2 lb.	5 lb.
LIST PRICE	\$100.00	\$192.00

*Heat output and operating hours have Low, Medium and High settings.

Propane Cabinet Utility Heater

Industrial

- Heavy-duty construction
- Clean, quiet, instant radiant heat
- Wind resistant burner system
- Variable heat control valve
- Safety auto-extinguish tip-over switch
- Requires 20-lb. LP tank (Not included)
- 1 year limited warranty
- CSA Certified – US and Canada
- CSA Blue Star Certified – US
- CSA Blue Flame Certified – Canada



MODEL NUMBER	MH-0018-0M11
HEAT OUTPUT*	L-6,600 / M-12,000 / H-18,000 BTU
FUEL TANK CAPACITY	20 lb. propane cylinder (Not included)
FUEL CONSUMPTION*	L-0.304 / M-0.552 / H-0.828 lb./hr.
OPERATING HOURS (20 LB. CYLINDER)*	L-72 / M-36 / H-24 hours
HEATING AREA*	L-210 / M-390 / H-600 sq. ft.
SHIP WT.	20 lb.
NET WT.	17 lb.
LIST PRICE	\$340.00

*Heat output, fuel consumption, operating hours and heating area have Low, Medium and High settings.

Propane Radiant Outdoor Patio Heater

Industrial

- Heavy-duty, stainless-steel emitter screen
- Wheel kit for easy maneuverability
- Variable heat settings
- 360° heat radius for even heating
- Wind resistant burner system prevents flame from being extinguished and has automatic shut-off if flame is extinguished
- Piezo spark push-button controls
- 1 year limited warranty
- ETL Certified – US and Canada

MODEL NUMBER	MH-0042-PM11
HEAT OUTPUT*	L-22,500 / H-50,000 BTU
FUEL CONSUMPTION	2.3 lb./hr.
MANIFOLD PRESSURE	11in. WC
OPERATING HOURS (20 LB. CYLINDER)	8.5 hours
SUGGESTED CYLINDER SIZE	20 lb. (Not included)
HEATING AREA	290 sq. ft.
BASE DIAMETER	18in.
SHIP WT.	38 lb.
NET WT.	33 lb.
LIST PRICE	\$575.00

*Heat output is at Low and High settings.



MH-0042-PM11

Gas-Fired Convection Heaters

Industrial

- Quick assembly two-piece burn chamber
- Variable heat settings
- 360° heat radius for even heating
- Matchless piezo spark ignition
- Automatic shut-off if flame is extinguished
- 1 year limited warranty
- CSA Certified – US and Canada
- CSA Blue Star Certified – US
- CSA Blue Flame Certified – Canada

MODEL NUMBER	MH-0080-CM10	MH-0200-CM10
HEAT OUTPUT	60-80,000 BTU	50-200,000 BTU
IGNITION TYPE	Automatic (integral)	Push-button
FUEL CONSUMPTION	2.3 / 3.7 lb./hr.	3.24 / 9.25 lb./hr.
OPERATING HOURS (100 LB. CYLINDER)	43 / 27 hours	31 / 11 hours
OPERATING HOURS (40 LB. CYLINDER)	17 / 11 hours	N/A
OPERATING HOURS (20 LB. CYLINDER)	8 / 5 hours	N/A
SUGGESTED CYLINDER SIZE	100 lb.	100 lb.
HEATING AREA	1,800 sq. ft.	4,600 sq. ft.
SHIP WT.	17 lb.	20 lb.
NET WT.	11.5 lb.	14 lb.
LIST PRICE	\$287.00	\$347.00



MH-0200-CM10

ACCESSORY:

PART NUMBER	DESCRIPTION	FITS MODELS	LIST PRICE
68-5010	Two cylinder manifold – Connects any two propane cylinders	All models	\$238.70

2-Inch Semi-Trash Pumps

Industrial

- Heavy-duty powder coated wraparound frame
- Rubber isolators to minimize vibration
- Silicon carbide mechanical seals
- Precision molded cast iron impeller and volute for reduced vibration and wear
- 9,720 gph maximum capacity
- 115-foot maximum total head
- 28-foot suction lift
- 3 year limited Honda and Mi-T-M engine warranties



WTP-S02-1MGM

MODEL NUMBER	SUCTION DISCHARGE SIZE	DISPLACEMENT/ENGINE	SHIP WT.	NET WT.	LIST PRICE
WTP-S02-1MGH	2in.x2in.	118cc Honda GX120 OHV	71 lb.	62 lb.	\$1,302.00
WTP-S02-1MGM	2in.x2in.	212cc Mi-T-M OHV	72 lb.	63 lb.	\$898.00

ACCESSORIES:

PART NUMBER	DESCRIPTION	FITS MODELS	LIST PRICE
15-0293	20-foot x 2-inch green PVC hard suction hose with fittings	All models	\$237.50
15-0295	50-foot x 2-inch blue PVC soft discharge hose	All models	\$210.80
19-0628	2-inch steel suction strainer with round openings	All models	\$66.20
70-0524	2-inch suction and discharge kit – Includes 20-foot x 2-inch green PVC hard suction hose with fittings, 50-foot x 2-inch blue PVC soft discharge hose and steel suction strainer with round openings	All models	\$494.30



2-in. suction and discharge kit, 70-0524

3-Inch Semi-Trash Pumps

Industrial

- Heavy-duty powder coated wraparound frame
- Rubber isolators to minimize vibration
- Silicon carbide mechanical seals
- Precision molded cast iron impeller and volute for reduced vibration and wear
- 16,560 gph maximum capacity
- 104-foot maximum total head
- 28-foot suction lift
- 3 year limited Honda and Mi-T-M engine warranties



WTP-S03-1MGH

MODEL NUMBER	SUCTION DISCHARGE SIZE	DISPLACEMENT/ENGINE	SHIP WT.	NET WT.	LIST PRICE
WTP-S03-1MGH	3in.x3in.	196c Honda GX200 OHV	82 lb.	73 lb.	\$1,374.00
WTP-S03-2MGM	3in.x3in.	212cc Mi-T-M OHV	82 lb.	73 lb.	\$998.00

ACCESSORIES:

PART NUMBER	DESCRIPTION	FITS MODELS	LIST PRICE
15-0294	20-foot x 3-inch green PVC hard suction hose with fittings	All models	\$446.20
15-0296	50-foot x 3-inch blue PVC soft discharge hose	All models	\$463.30
19-0629	3-inch steel suction strainer with round openings	All models	\$100.60
70-0525	3-inch suction and discharge kit – Includes 20-foot x 3-inch green PVC hard suction hose with fittings, 50-foot x 3-inch blue PVC soft discharge hose and steel suction strainer with round openings	All models	\$1,001.40



3-in. suction and discharge kit, 70-0525

3-Inch Trash Pumps

Industrial

- Heavy-duty powder coated wraparound frame
- Rubber isolators to minimize vibration
- Durable silicon carbide mechanical seals
- Cast iron impeller and volute for reduced vibration and wear
- Die cast aluminum pump is lightweight and portable
- Easy-to-remove clean-out cover and volute for easy cleaning of debris
- 22,200 gph maximum capacity
- 95-foot maximum total head
- 26-foot suction lift
- 3 year limited Honda and Mi-T-M engine warranties



WTP-T03-OMGH

MODEL NUMBER	SUCTION DISCHARGE SIZE	DISPLACEMENT/ENGINE	SHIP WT.	NET WT.	LIST PRICE
WTP-T03-OMGH	3in.x3in.	270cc Honda GX270 OHV ⁺	177 lb.	152 lb.	\$3,063.00
WTP-T03-OMGM	3in.x3in.	420cc Mi-T-M OHV	177 lb.	152 lb.	\$2,782.00

⁺49 state engine. Not for sale in California.

ACCESSORIES:

PART NUMBER	DESCRIPTION	FITS MODELS	LIST PRICE
15-0294	20-foot x 3-inch green PVC hard suction hose with fittings	All models	\$446.20
15-0296	50-foot x 3-inch blue PVC soft discharge hose	All models	\$463.30
19-0629	3-inch steel suction strainer with round openings	All models	\$100.60
70-0525	3-inch suction and discharge kit – Includes 20-foot x 3-inch green PVC hard suction hose with fittings, 50-foot x 3-inch blue PVC soft discharge hose and steel suction strainer with round openings	All models	\$1,001.40
AW-5740-0017	Wheel kit – For easier mobility, two flat-free tires and rubber gripped handles	All models	\$379.00



3-in. suction and discharge kit, 70-0525

4-Inch Trash Pump

Industrial

- Heavy-duty powder coated wraparound frame
- Rubber isolators to minimize vibration
- Durable silicon carbide mechanical seals
- Cast iron impeller and volute for reduced vibration and wear
- Die cast aluminum pump is lightweight and portable
- Easy-to-remove clean-out cover and volute for easy cleaning of debris
- 34,800 gph maximum capacity
- 95-foot maximum total head
- 26-foot suction lift
- 3 year limited Honda engine warranty



WTP-T04-OMGH

MODEL NUMBER	SUCTION DISCHARGE SIZE	DISPLACEMENT/ENGINE	SHIP WT.	NET WT.	LIST PRICE
WTP-T04-OMGH	4in.x4in.	389cc Honda GX390 OHV ⁺	192 lb.	167 lb.	\$3,652.00

⁺49 state engine. Not for sale in California.

ACCESSORIES:

PART NUMBER	DESCRIPTION	FITS MODEL	LIST PRICE
15-0356	20-foot x 4-inch green PVC hard suction hose with fittings	WTP-T04-OMGH	\$874.20
15-0357	50-foot x 4-inch blue PVC soft discharge hose	WTP-T04-OMGH	\$675.20
19-0277	4-inch steel suction strainer with round openings	WTP-T04-OMGH	\$135.90
70-0661	4-inch suction and discharge kit – Includes 20-foot x 4-inch green PVC hard suction hose with fittings, 50-foot x 4-inch blue PVC soft discharge hose and steel suction strainer with round openings	WTP-T04-OMGH	\$1,814.70
AW-5740-0017	Wheel kit – For easier mobility, two flat-free tires and rubber gripped handles	WTP-T04-OMGH	\$379.00



4-in. suction and discharge kit, 70-0661

2-Inch Chemical/Liquid Fertilizer Pump

Industrial

- Nylon impellers with stainless-steel inserts can handle solid suspended particles up to 3/8-inch diameter
- Polypropylene housing suitable for corrosive environments
- Self-priming capabilities with maximum suction lift up to 25-foot
- EPDM mechanical seal and inlet valve for longevity and reliability
- 220 maximum GPM
- 58 maximum PSI
- 3 year limited Mi-T-M engine warranty



WTP-F02-1MGM

MODEL NUMBER	SUCTION DISCHARGE SIZE	DISPLACEMENT/ENGINE	SHIP WT.	NET WT.	LIST PRICE
WTP-F02-1MGM	2in.x2in.	212cc Mi-T-M OHV	51 lb.	42 lb.	\$950.00

ACCESSORIES:

PART NUMBER	DESCRIPTION	FITS MODEL	LIST PRICE
15-0306	20-foot x 2-inch PVC suction hose with poly C&E fittings	WTP-F02-1MGM	\$447.30
55-0054	2-inch poly male adapter F	WTP-F02-1MGM	\$21.20
55-1895	2-inch poly female adapter B	WTP-F02-1MGM	\$56.70
70-0550	2-inch replacement chemical pump seal kit	WTP-F02-1MGM	\$175.00



20-ft. x 2-in. PVC suction hose with poly C&E fittings, 15-0306; 2-in. poly male adapter F, 55-0054; and 2-in. poly female adapter B, 55-1895

3-Inch Chemical/Liquid Fertilizer Pump

Industrial

- Poly impellers with stainless-steel inserts can handle solid suspended particles up to 3/8-inch diameter
- Polypropylene housing suitable for corrosive environments
- Self-priming capabilities with maximum suction lift up to 25-foot
- EPDM mechanical seal and inlet valve for longevity and reliability
- 440 maximum GPM
- 54 maximum PSI
- 3 year limited Mi-T-M engine warranty



WTP-F03-1MGME

MODEL NUMBER	SUCTION DISCHARGE SIZE	DISPLACEMENT/ENGINE	SHIP WT.	NET WT.	LIST PRICE
WTP-F03-1MGME	3in.x3in.	420cc Mi-T-M OHV with electric start – battery not included	102 lb.	93 lb.	\$1,830.00

ACCESSORIES:

PART NUMBER	DESCRIPTION	FITS MODEL	LIST PRICE
15-0307	20-foot x 3-inch PVC suction hose with poly C&E fittings	WTP-F03-1MGME	\$927.70
55-2288	3-inch poly male adapter F	WTP-F03-1MGME	\$37.50
55-2289	3-inch poly female adapter B	WTP-F03-1MGME	\$96.30
70-0551	3-inch replacement chemical pump seal kit	WTP-F03-1MGME	\$453.30



20-ft. x 3-in. PVC suction hose with poly C&E fittings, 15-0307; 3-in. poly male adapter F, 55-2288; and 3-in. poly female adapter B, 55-2289

HOURS

To serve you better, our sales support department hours of operation are:

Monday - Friday 7:30 am to 5:30 pm CST

Products may be ordered and inquires may be sent 24 hours a day, 7 days a week via fax or e-mail.

HOW TO ORDER

Units and accessories are ordered through authorized Mi-T-M dealers and distributors.

- Be prepared to advise the Mi-T-M Sales Support Representative of your Mi-T-M account number, model numbers, parts and descriptions.
- Indicate your purchase order number and full name on order.
- Specify exact shipping instructions.
- With fax and/or mail-in orders, include full name, Mi-T-M account number, zip code and phone number.

Phone

563-556-7484

800-553-9053

Fax

563-556-1235

Mail

50 Mi-T-M Drive, P.O. Box 50

Peosta, IA 52068

Website

www.mitm.com

E-mail

corp@mitm.com

WEBSITE – www.mitm.com

Instantly access:

- Products and specifications
- A site search to find the equipment that's right for you
- Chat and contact form for questions and information requests
- Online parts listings and ordering
- Service center locator throughout the country
- Videos and FAQs



Scan to view website

SALES POLICY

Products are sold through authorized Mi-T-M Dealers, National Accounts and Original Equipment Manufacturer's (OEM) as recognized by Mi-T-M. All new customers must complete a credit application. Mi-T-M will perform a credit check and upon approval the customer will receive an account number and a line of credit.

PRODUCTION SCHEDULE

Lead times can vary throughout the year, consult factory for specifics.

SHIPPING

Orders shipped without specific shipping instructions are shipped "best way" as determined by the Mi-T-M shipping department. Mi-T-M assumes no responsibility and makes no guarantees regarding air freight deliveries. Please allow seven working days before requesting tracking on lost or late shipments. In an effort to deliver Mi-T-M products to our customers in a timely manner, Mi-T-M developed a program where whole goods (pressure washers, air compressors, air compressor/generator combinations, air compressor/generator/welder combinations, portable generators, portable heaters, jobsite boxes, wet/dry vacuums and water pumps) and parts are shipped from separate locations in our facility. Customers are responsible for outgoing freight on parts and whole goods. This may be altered by minimum qualifying freight programs. Our goal is to process all orders as soon as we receive them. No additional items can be added to a previously processed order. Any additional orders will be handled as new orders.

FREIGHT TERMS

- All water treatment systems and parts – F.O.B. Peosta
- Any combination of pressure washers, air compressors, air compressor/generator combinations, air compressor/generator/welder combinations, portable generators, portable heaters, wet/dry vacuums or water pumps – may qualify for prepaid freight
- Jobsite boxes – prepaid on 1,000 lbs. or more
- Parts – prepaid and add
- Detergents – prepaid on twelve cases
- Trailer units – prepaid and add

WARRANTY

All warranty claims and returns of goods for repair shall be governed by the express terms of the Mi-T-M warranty, limited to the replacement of defective parts. To submit a warranty claim online go to www.mitm.com and click on Warranty Claims link on the home page.

MERCHANDISE RETURN

Mi-T-M must be contacted before any product is returned. The customer will receive a Returned Goods Authorization (RGA) number prior to the item being returned. Mi-T-M reserves the right to refuse returned products. Products must be in new and resalable condition. Products must be current production components. All products must be returned freight prepaid at shippers expense. Products returned C.O.D. for any reason will be refused. Credit not to exceed original purchase price will be issued for approved returned products. Returns are subject to a 20% restocking fee.

SUBMISSION OF CLAIMS

All damages to merchandise – either internal or external – must be reported to the carrier shipping such merchandise to permit an inspection report to be filed immediately. Claims of shortage of cartons, crates or boxes must be properly submitted to the carrier. Claims for errors or shortages of contents must be submitted to Mi-T-M within 24 hours after delivery of such merchandise.

In a continued commitment to improve quality, Mi-T-M reserves the right to make component and design changes when necessary.



An Employee Owned Company

Cold & Hot Water Pressure Washers • Air Compressors • Portable Generators
Air Compressor/Generator Combinations • Air Compressor/Generator/Welder Combinations
Wet/Dry Vacuums • Jobsite Boxes • Portable Heaters • Water Pumps • Water Treatment Systems

www.mitm.com • 800-553-9053

POWERED by **HONDA**



©Copyright 2023 Mi-T-M® Corporation 64-6087/MD2211/010123

Distributed by: